

WORKING TOWARDS.....



the Offchurch Plan

Volume 3: SUMMARY REPORT

An integrated summary of all of:
The Household Questionnaire
The Children's Consultation
Businesses, Community Groups and Services Surveys
The HS2 Questionnaire
December 2010



***'Here's what we all think about Offchurch.....
the good and the not so good.'***

CONTENTS

section		page
1	The Countryside Environment	4
2	Roads Pavements Paths and Canal	9
3	Community and Personal Safety	21
4	Health Services	24
5	General Services	26
6	Education and Training	30
7	Entertainment and Sport	32
8	Social Networks	39
9	Buildings	42
10	Employment and Business	46
11	Local Information	47
12	About you - Demographics	49
13	Over to you - Any Other Issues	52
14	Priorities	53
15	Methodology	55
16	Appendix one: Comparison across responses	57

All the photographs in this summary were taken by Offchurch children in preparation for the Children's Ideas and Activities Day. Front Cover photograph: The graffiti floor at the Ideas and Activities Day

INTRODUCTION

This report is a summary of all the consultation work undertaken to date by the steering group and other members of the community. It is NOT the actual Offchurch Plan but it does represent all the information needed to produce the plan.

The summary brings together, in what we hope will be a readable form, the key data resulting from the following:

- The Household Questionnaire. This was distributed to all households in January/February 2010 and the resulting feedback was then independently analysed to produce a detailed report - known as Volume 1 - of people's responses. Section 14 below describes this work in more detail.
- The Children's Consultation. This was held in January 2010 and took the form of an Ideas and Activities Day attended by 33 children and 24 parents. During the event various activities were organised to help children give voice to their experiences of living in the village. Over 500 comments were received and a full account of the event and outcome can be found in a separate report, known as Volume 2.
- Surveys of Offchurch businesses, community groups, and utility services. These three surveys were undertaken in 2009 and sought the opinion of key groups on their contribution to, and plans for, the Offchurch community. These reports also form part of Volume 2.
- The separate questionnaire on the proposed High Speed train (HS2) that was distributed in July 2010 within the same area as the household questionnaire.
- Comparisons of the responses across a number of questions in the household questionnaire – also known as the 'cross-tabulations'.

The sections of this report that now follow reflect the layout and order of questions found in the Household Questionnaire, and the data referred to mainly results from that questionnaire. Where data and comments emanate from the Children's Day or other surveys, this is made clear in the text.

SECTION ONE: THE COUNTRYSIDE ENVIRONMENT

There were between 142 and 156 people who responded to each of the 12 different questions on the environment (82%-90% of all returned questionnaires). The aspect of the environment that concerned most of the respondents - that is, the highest number of people who answered 'yes, I am concerned' - was flooding (84, 54%), followed in descending order by hedges/verges (80, 52%); pesticide use (48, 33%); noise (48, 32%); Greenway environment (36, 25%); pollution (34, 23%); woodland (27, 19%); fields (21, 15%); river (21, 14%); canal (19, 13%); Village Field (16, 11%); and the churchyard (10, 7%).

1A.1 LOCAL POLLUTION

115 people were not concerned with any aspect of local pollution and 34 people were concerned. Twenty eight people commented and the largest group of their comments (9) was concerned with the impact of chemicals from agricultural use particularly the run-off of nitrates and crop spraying, with a suggestion that a system to forewarn those affected by spraying, might be put in place¹. Litter (including dog faeces) and fly tipping were of similar concern (9), with particular mention of a lay-by, car park and the stream that feeds the Leam. Suggestions were made to ensure that litter is regularly cleared; and that free tipping for all vehicles at the public waste sites would be helpful. Smoke, from both commercial and domestic burning was mentioned (4), as was vehicle exhaust (3) – with a suggestion that the air quality should be monitored. Comments in relation to water pollution were concerned with both the purity and the hardness of drinking water; the pollution of the stream (near Radford bottom Lock) that feeds the Leam from the local farm; and the outflow from the sewerage works. There was also mention of light pollution.

1A.2 LOCAL FLOODING

72 people were not concerned with any aspect of local flooding and 84 people were concerned.

Many of the children noted flooding as their 'worst day' although others listed it as part of a 'best



day' i.e. watching the cars that had got stuck. Most of the 61 people who commented on this issue were concerned with the flooding of the Welsh Road bridge over the Leam. The four particular problems that were mentioned in relation to this included access to schools – this concerned the children in particular, and referred to access to activities and clubs as well; increased traffic on the Hunningham Road; damage to vehicles going through the water;

and problems arising should the river banks burst. The contributing factors which were thought to exacerbate the flooding were the need for river dredging which has not been done for 30-40 years – some noting that the flooding had eased after the last dredging, and another noting that the

¹ There is no specification of those affected here, but in the section on pesticides later, this refers to beekeepers, asthmatics, young children and pets.

Environment Agency no longer dredges the River Leam; poor drainage into the river with particular mention of gullies up the Welsh Road; lack of maintenance of field ditches; and the need for a better flood plain, escape channels and diversionary walls. Whilst one respondent noted that nothing could be done without funding, another remarked that as the water authorities claim they own all of the water they should take responsibility for the flooding. A number of respondents as well as adults speaking for children felt it would be very helpful to improve signage when the road was flooded, warning of road closure at both the Cubbington end and the various access points at the Fosse Way end. Two respondents called for a depth gauge to be installed. A couple of respondents felt that the flooding was a temporary inconvenience rather than a major problem. A number of the children enjoyed the floods, including when it prevented them going to school.

1A.3 NOISE POLLUTION

103 people were not concerned with any aspect of noise pollution and 48 people were concerned. There were 42 respondents who commented here and the most frequently mentioned source of noise pollution was road traffic (28 comments) from speeding traffic particularly on the Welsh Road, Long Itchington Road and Fosse Way. Mention was also made of the role of the increase in traffic; inconsiderate music from cars; 'doctored' car exhausts; motor bikes (especially Sundays); and HGVs.

Noise from aircraft, including helicopters, was the second most mentioned noise pollution (12 comments). Respondents noted that there was less concern about aircraft noise since passenger flights from Coventry had been stopped but several felt this situation should be monitored in case freight flights increased; and in case the expansion of Birmingham airport increased the density of overhead flights.

Three additional sources of noise pollution were mentioned: bird scarers (4) particularly at 6am; fireworks (2); and one mention of the pub.

1A.4 THE ENVIRONMENT OF THE GREENWAY

108 people were not concerned with any aspect of the environment of the Greenway and 36 people were concerned. Twenty six people commented and the largest number of comments (10) related to dog fouling. Other environmental concerns were litter including in the car park (2); damage being done to vegetation by motor cycles (2)²; the condition of the surface (3); and the lack of control of rabbits (1). Whilst one comment felt that the vegetation should be cut back more, another felt that the 'wildness' of the Greenway was being eliminated with consequences particularly for birds. Several positive comments were made about the Greenway as a resource, including many by the children. One recommendation was that the village should be informed about the management plan for the Greenway and possibly involved (as volunteers) in its maintenance.

1A.5 WOODLAND

115 people were not concerned with any aspect of local woodlands and 27 people were concerned. The main concern amongst the 14 who commented was for the maintenance of trees, particularly those bordering roads/pavements (Village Street was specifically mentioned). Several people requested the removal of dead wood and the cutting back of vegetation that impinges on access (9 comments). Additionally several comments raised issues of the conservation, management and

² Motor cycles use a section of the old railway line to the east of the Fosse Way

expansion of local woodland and wider access to it. Mention was made of a Council scheme for purchasing native trees; and of involving WARNCT in an expansion/management plan for the minor woodlands and copses.

1A.6 HEDGES AND ROAD VERGES

More people were concerned with aspects of hedges and road verges (80) than were not. This aspect of the environment attracted the second highest number of people (62) who commented in the section on the environment, and half of the comments (33) requested that hedges and verges should be better maintained and cut back to ensure safety at junctions and in the use of pavements – School Hill, Village Street and the Welsh Road were most often named but the Hunningham Road was also mentioned. Roadside litter and the use of verges as dog toilets were also seen as an important environmental negative (13 comments). There were requests for hedge cuttings to be picked up; dead wood to be extracted from hedges; hedge layering to be encouraged; and ditches to be maintained. A few comments (4) were made on how the maintenance of hedges was improving and should be further encouraged. Two respondents noted that roads are becoming wider through the erosion of verges or as ruts on the side are repaired, and two that both extra traffic and the Hunt destroy verges. Finally there was a request to find out what the Councils' management plans are for the verges particularly to ascertain if they could become more wildlife friendly.

1A.7 FIELDS

122 people were not concerned with any environmental aspect of fields and 21 people were concerned. Ten people commented on this question and they were concerned about fly-tipping (3); the maintenance of the field edges (2); pesticide/herbicide drift affecting garden crops and people (2); and the control of rabbits (1). Additionally there was one concern that houses may be built on fields; and one proposal suggested that when fields were not in use, people might be offered permission to walk across them. Children of all ages commented on the beauty of the countryside including how they like to see the cows in the fields.

1A.8 THE CHURCHYARD

136 people were not concerned with any aspect of the environment of the churchyard and 10 people were concerned. Seven people commented and most commended the voluntary efforts to maintain the churchyard. One additional point was that reserved burial sites suggest posthumous elitism. The children enjoyed the wildflowers but some wanted more plants and particularly flowers on the graves. Two of them did not like it when the trees were cut, and there was a suggestion that the paths could be better.

1A.9 THE VILLAGE FIELD

130 people were not concerned with any aspect of the environment of the Village Field and 16 people were concerned. Seven points were made by the 9 people commenting. The Field was well mowed by the council and the croquet club (2 comments) but there was a request to remove broken glass from around the new extension. One comment stressed that the Field is very important and must be kept free, and another said that it was under used. One suggestion for new uses included the provision of sheltered benches and better and safer play equipment, and it was noted that the croquet area restricted other uses including the hire of the Field alongside of the Hall. Many comments were made in the children's consultation about greater use of the Village Field (see

Section 7). These included facilities (and mowing) to allow for a range of games on the field and an improvement and extension of the play equipment.

1A.10 THE CANAL

127 people were not concerned with any aspect of the environment of the canal and 19 people were concerned. The 14 people who returned a comment on the canal were most concerned about litter (4) on the sides and in the water, and poorly maintained barges (2 comments). Additional concerns related to parking by canal users around both the Lock Bottom and the Fosse Way bridges (3); and travellers living alongside the canal³/ in canal boats (2 comments). Suggestions for improving the canal included the provision of benches; compacting the path to Bascote; and consulting and involving the parish in the land management of the canal.⁴

The children *'loved the canal'* appreciating the opportunities for walks and to see wildlife.

1A.11 THE RIVER LEAM

125 people were not concerned with any aspect of the environment of the River Leam and 21 people were concerned. Fourteen people offered comments on the river and the majority (9) related to flooding (covered more extensively in the second question in this Section) with a note that the Local Authority would appear to have no plans to control flooding in Offchurch and that, after 40 years, the river should be re-dredged. Additionally one comment asked why there is no flood water escapement particularly as this would lessen the impact of flooding in Leamington Spa. Two points were made about pollution in the river including from the upstream sewerage works. There was a suggestion that a footpath could be provided along the river⁵. One child said that a 'best day' was paddling in the river.

1A.12 USE OF HERBICIDES/PESTICIDES IN FIELDS OR GARDENS

98 people were not concerned with any aspect of the use of herbicides/pesticides and 48 people were concerned. This was the third most important issue in the Section on the environment and 32 people submitted comments. Respondents raised concerns about nitrates and other fertilizers in addition to pesticides and fungicides. The largest group of comments (12) were about wanting better information on the nature of the sprays and notice of when they would be used. Respondents stressed that currently it is not easy to make the choice to take preventative action mentioning items such as keeping dogs off freshly sprayed field edges and taking vulnerable people/ children/ pets/ washing indoors. The impact of sprays on local apiaries was also mentioned. Additionally there was concern about drifting of sprays onto flowers and vegetables in gardens and that run-off from fields was polluting a water borehole. A similar concern related to domestic users who irresponsibly dispose of garden herbicides into drains. Several suggestions were made including setting up a 'telephone cascade' to warn people of spraying; personal approaches to land owners; taking extra care when spraying near houses; and encouraging the move to organic systems. A young person asked that care should be taken to avoid the area getting polluted.

³ It is not clear if the phrase "on the canal" was used to refer to the bank side or only on boats.

⁴ There was a suggestion that "we could make a footpath to the canal". As the Greenway and another path already exist as footpaths to the canal, it is assumed that this refers to some other route but this will have to be clarified.

⁵ See Section 7 for more discussion of this.

1B ANY OTHER ASPECTS OF THE ENVIRONMENT

Nineteen people submitted further comments. The main comments that have not already been dealt with above included six comments that raised broader issues of enhancing the environment of Offchurch - suggesting that the need was to positively develop the environment rather than just respond to existing problems. Their suggestions included developing alternative energy sources and a reduction in the Offchurch carbon footprint; wildlife audits (including rare species indicators, connectivity of habitat zones, food sources, poisoned land, and biodiversity); communal composting; opening a wood and area equivalent to 'common land' for access; and meadow cultivation. The children added that they would like to see bird feeders and another said that whilst the countryside should not be spoilt, it would be good to have a shop, cafe and better play spaces. Children of all ages commented frequently on how much they enjoyed the countryside around Offchurch.

Other specific suggestions that were made included the installation of 'intelligent' street lighting in order to control light pollution; and a request was made that when local farmers use contract labour, consideration should be given to those who live adjacent to the fields⁶.

Two comments felt that the environment of Offchurch seemed well looked after and there were no causes for concern.

⁶ This concern should be investigated as it is not immediately clear how it relates to environmental issues.

SECTION TWO: ROADS, PAVEMENTS, PATHS, CANAL

Between 116 and 162 people responded to each of the 29 different questions on routes and transport issues. The five questions that most people responded to were (in decreasing order) traffic speed; parking problems; buses; Greenway; and problems from cyclists. These were the main issues that were raised (in decreasing order): traffic speed; road safety; pavements; type of traffic; and the maintenance of pavements. The largest numbers of comments were submitted in relation to these questions (in decreasing order): traffic speed; public paths; type of traffic; pavements; Greenway.⁷

2A VEHICLES

158 people responded and of these, 16% reported having use of 1 vehicle; 60% had 2; 14% had 3; 10% had 4; 1% had 6. Fifteen people (10%) either left this question blank or said that they had use of no vehicles⁸.

2B-2C PARKING

91% of the 162 respondents to this question did not have problems parking their own vehicle but 9% did. In relation to their own parking, most of the 19 comments noted that they were able to park within their own property but 3 mentioned having to use the pavement or the offside of the road. Vandalism to parked vehicles was noted in 2 remarks.

73% of respondents did not have difficulties with other people's parking but 27% did and 43 comments were made. The two key safety issues that were raised related firstly to legitimate parking particularly in the Fosse Way lay-by by the canal; by Radford Bottom Lock; and on School Hill and by the church. The problems here related to the capacity of these areas in relation to periodic demand for parking, and to the dangers to exiting or passing vehicles that do not have clear sightlines due to the parked vehicles. There were specific requests to re-locate the Fosse canal lay-by and to extend the Radford Bottom Lock lay-by. The second key safety issue related to parking on pavements, with safety implications for all pedestrians who had to then use the road but especially for pushchairs and children. School Hill and Village Street were particularly mentioned. Across the two questions 19 comments related to inconsiderate parking on pavements and around 22 related to other aspects of inconsiderate parking. These included annoyance at blocked access including from vehicles parked opposite and from parking on private drives; taking reserved spaces; the impact of visitor parking especially to the public house on weekends; parking on front verges; and using street parking when private parking space is available. The children suggested that the Church should have a car park.

2D-2E CYCLING

Fifty people said that cycling safely was a concern for them and 30 comments were submitted on this. The comments referred to all of the roads outside of the main village – Fosse Way, Welsh Road, Long Itchington Road, and Hunningham Road. The issues were the speed and the volume of traffic;

⁷ This gives an indication of higher levels of concern. However, it does not suggest that the issues that were raised by fewer respondents should necessarily be of lower concern e.g. a small number of people could be critically affected by a particular issue, and the Plan may wish to prioritise that.

⁸ It is not clear whether these 15 left the question blank because they had no vehicles, or because they did not wish to answer this question. Only 2 clearly said that they had no vehicles.

and the condition of the road – potholes and narrowness including hills with no verge. These dangers prevented cycling to school, town, and joining the Greenway/ Sustrans route. The children asked for a pavement up the Welsh Road specifically so that they could access the Greenway for cycling. Suggested solutions included the provision of simple paths,⁹ and some form of crossing for the Fosse along the Sustrans route. A later comment, and the children, also mentioned that the diagonal crossing for cyclists from the Greenway across Long Itchington Road was an important safety issue. The children were particularly concerned at the safety issues of crossing the Fosse and the Long Itchington Road whilst biking the Greenway.

In the Utilities Survey (Volume 2), the County Countryside Recreation Department noted that although they had completed the conversion of Greenway, they are currently unable to find the capacity or financial means with which to provide a bridge over the Fosse Way to enable users to cross in safety.

128 people were not concerned for their safety from other people's cycling, but 26 were and they submitted 21 comments. Most of the comments (12) related to threats to pedestrians from cyclists on Greenway, other footpaths and pavements. Seven comments referred to cyclists as a danger to other motorised traffic on the roads mentioning their lack of road sense, and problems with overtaking packs of cyclists or on narrow parts of the road system. Three main suggestions were made to address the safety concerns: cyclists should be encouraged to warn pedestrians of their approach; adults should not cycle on pavements; and the section of Greenway from Railway Cottages crossroads to the Fosse should be made pedestrian only as the Sustrans route formally goes along Long Itchington Road for that stretch – this would require traffic management along that stretch of road.

2F TRAFFIC

There were six questions on different aspects of traffic and roads.¹⁰

1. The type of traffic

147 people responded and 52% of these did not think that the Plan should include anything about the type of traffic using roads in Offchurch but 48% did think it should, submitting 58 comments. Almost all of these were concerned about HGVs (defined by weight and size) and in some cases this also referred to horse boxes and articulated vehicles. Just under half of those comments did not specify any particular roads but just over half only referred to the problem of these vehicles going through the village centre. Other particular problems that were mentioned were the impact of heavy vehicles on the two bridges; big vehicles meeting on Butchers Hill requiring traffic to back up; and the number of HGVs along the Fosse Way and Welsh Road. One comment suggested that whilst HGVs should be restricted along Village Street, they were not noticeable at the moment. Other comments identified 'satnavs' as the main reason why more HGVs used the centre of the village as a 'rat-run', and called for signs restricting HGVs from certain roads. One child noted that 'smelly' cars were unpleasant.

⁹ 'Simple' path is taken to mean clearing a route but not necessarily tarmac/kerbs/line painting etc.

¹⁰ Within these six questions, all the comments related to each aspect of traffic have been brought together, even when the comment was submitted under another of the sub-questions.

2. The volume of traffic

Of the 147 responses to this question, 59% did not think that the Plan should refer to the volume of traffic, but 41% did think it should. 27 comments were submitted on this and the majority were concerned to achieve reductions of traffic volume along the Welsh Road and Fosse Way but also Long Itchington Road. Two 'causes' of high traffic volumes were identified as the increase in factories located in Gaydon; and the use of particular roads as short-cuts during rush hours. Several children said that they did not like the traffic.

A specific problem of the volume of traffic was raised in relation to the increasing popularity of activities on the canal, including large scale events such as the Grand Union Canal Race, without additional facilities for parking¹¹. This leads to major congestion and is particularly dangerous around the hump-backed bridge at Radford Bottom Lock.

3. The speed of traffic

162 people responded to this question and three quarters of them (123) thought that a Plan should address issues of traffic speed. 91 comments were submitted. These high response rates indicated that this topic is of considerable concern. Large numbers of comments were raised by the adults at the children's consultation – the speed of traffic is a major issue for crossing roads with children trying to access e.g. the Village field, Greenway, school bus stops and friends.



The majority of comments related to the main roads (Welsh Road/Offchurch Lane, Fosse Way, Long Itchington Road, Offchurch Lane canal bridge) although there were also concerns for speeds through the village and along Hunningham Road. The points that were raised included: speed limits that were too high; non-observance of existing speed limits; and inappropriate speeds for

particular conditions (road width, blind corners, housing, narrow/hump-backed bridge, cycle crossing) particularly where there are known accident 'black spots'. Recommendations included a range of reduced speed limits (ranging from 20/30m.p.h. in the village and 30/50m.p.h. on the main roads) covering different stretches of roads; better enforcement of speed limits; flashing speed signs; physical barriers to reduce speeds (chicanes and humps); and there was one comment requesting speed cameras and one comment rejecting them. Children were also sad that the speeding traffic killed their pets.

¹¹ See Section 13 of the Report on the data – Volume 1.

4. The road system

145 people responded to this question and of these, 66% did not think that a Plan should address issues of the road system, but 34% thought that it should. 31 comments were submitted. 9 comments requested a priority for traffic leaving the village over the Leam Bridge. 8 referred to the need for better maintenance – potholes, drainage, gritting, cleaning signs, cutting back vegetation and more frequent cutting of grass verges at junctions. Some children also commented on the potholes and gritting but others thought the roads were kept in good order.

Ten comments noted poor signage – the position of signs obscures some sightlines and more signs are needed e.g. to direct HGVs to specific businesses and away from the village, to warn of the narrowness and steepness of Butcher’s Hill and to warn of the blind corner, exiting vehicles and hump-backed bridge at Radford Bottom Lock. Four requested that the village roads should be closed off during horse events¹²; 5 mentioned engineering the road system to reduce speeds (chicanes, bollards, width reduction – with recommendations about specific sites for these); and there were 2 suggestions (but see the footnote below) for new one-way systems – Village Street/School Hill; and the triangle Long Itchington Road/ Welsh Road/ Fosse Way. Individual comments referred to taking out the rumble strips which were noisy particularly when used by agricultural vehicles¹³; addressing accident black spots; and considering ways to improve particular dangerous access points from private drives onto roads.

5. Road safety

147 people responded to this question and 57% of them did think that road safety should be part of a Plan but 43% did not think it should. 47 comments were made and an extended comment in Section 13. Many of these repeated points made earlier in relation to the importance of controlling traffic speeds; the lack of paths/pavements (particularly mentioning the road between the Leam bridge and the bottom of School Hill; and across the canal to join with the Radford Semele pavement) as well as parking on pavements; the need for cycle paths; danger from wide HGVs; and dangers to joggers and cyclists who use the Welsh Road.

The danger of vehicles turning into or out of the T-junction at the bottom of School Hill was mentioned by many as was the Welsh Road/Long Itchington Road crossing. Additionally, dangers to pedestrians crossing at both of those points were noted, including problems for Greenway users crossing diagonally. The dangers of both of those crossings were particularly mentioned by the children who asked for active crossing points to be put in place (e.g. zebra crossings).

Comments noted that some roads and junctions, particularly the Fosse Way junctions, had histories of serious and fatal accidents. A comment also said that there was approximately one incident per month involving vehicles or pedestrians at Radford Bottom Lock, and that not all of these were reported to police. Whilst one comment felt that recent speed controls had improved the Fosse Way, there was also a comment that more should be done to improve the safety of driveway accesses onto the Fosse. Three additional suggestions for improvements (not mentioned above) included a roundabout at the Welsh Road/ Fosse junction; the use of ‘STOP’ signs (as a replacement of current ‘give way’ signs); provision of ‘Slow down for horses’ signs; and the provision of mirrors to help users

¹² It is not clear whether some of these intended the closure of one end of Village Street to be permanent or only during horse events.

¹³ It is not clear if this refers to noise for the motorist or noise for nearby residents.

to see traffic. The children asked for ways to cope with 'blind' corners or driveways e.g. provision of mirrors. Requests for depth markers and warning signs about floods have been raised in other sections but similarly relate to road safety.

6. Any other aspect of road use

21 comments were submitted here. Most of these repeated points covered by earlier sections but the additional issues included: a suggestion that the village could devise a system to salt local roads where these were not prioritised by the Council; horses on roads were a danger to motorists; dangers from motorists using mobile phones; blind spots for vehicles pulling out into the Long Itchington Road; poor street lighting; and that high speed traffic also kills pets. One of the children wrote out what a 'worst day' would be and as this encompassed a number of points about roads, it is quoted here: *"I go to the bus stop in the morning to go to school. It is tipping down with snow. The bus is late 'cos the hill isn't gritted. Because there is no shelter, I get horribly cold and wet. After I get home from school I can't play with friends in the snow because I can't see them in the Village hall 'cos there are no clubs, and I can't walk to their houses 'cos there is no pavements."*

2G PAVEMENTS

7. Location of pavements

153 responded to this question and whilst 51% of these felt that the Plan should include reference to pavements, 49% did not think it should. There were 56 comments submitted here and another in



Section 13. All but two of the comments were arguing for more pavements. The children's consultation also asked for more pavements and noted how the lack of them restricts their normal activity in the village. Most of the comments related to 4 sectors of Welsh Road – from the Leam Bridge to The Stag; from Hunningham Road to Long Itchington Road up Butcher's Hill; connecting the pavement outside of Smithy Cottages to the public footpath on Butcher's Hill; and along to Cubbington. Four other suggestions for pavements were: joining the existing pavement at the bottom of Kinton Hill to the Radford Semele pavement; completing the un-paved sector of Village Street; along Hunningham Lane; and the Fosse Way. The key argument behind all the calls for more pavements was about safety for pedestrians - some sectors of the road system cannot currently be used by pedestrians (banks on either side). However, there were also wider arguments that pavements were needed in order to join up existing facilities in order to make them more useable (e.g. safe pedestrian access

to The Stag/ Greenway/ Village playground/Church etc.), and to complete pedestrian 'loops' (e.g. joining the ends of existing footpaths to paved sectors of roads). The 2 arguments against

further pavements said that they encouraged vehicles to go faster; and that they 'suburbanised' the village.¹⁴

8. Type of pavements

There were 136 responses to this question and 15% of these felt that the Plan should address this issue. Most of the 18 comments said that existing pavements were too narrow, especially for wheelchairs, pushchairs and a child's cycle, and especially if hedges were overgrown or vehicles parked on them. The narrowness of the raised path either side of Leam Bridge was also mentioned as a safety concern. The other issue that was raised related to the build-standard of paths, noting that simple paths could well suffice rather than inappropriate urban-type pavements.¹⁵

9. Maintenance of pavements

There were 145 responses to this question and whilst 58% did not think that it should be raised in the Plan, 42% did think so. 42 comments were made and over half of these were concerned at inadequate salting of the hills – especially School Hill – in winter. This concerned some of the children too. Respondents noted that the salt bin on School Hill had been removed and that the junction with Welsh Road was extremely dangerous when icy. The second main concern related to the dangers to pedestrians and motorists of inadequate control of vegetation along pavements – over hanging vegetation (including nettles and holly mentioned by the children), wet leaves in autumn, and the need to clear ground growth on the pavement down Kineton Hill. The condition of pavements – uneven, with loose curb stones – was also mentioned, including by the children. They also raised the issues of dog faeces on the pavements, and dustbins left in the way.

10. Safety of pavements

Of the 139 responses, 19% thought that this should be included in a Plan. The majority of the 22 comments asked for more lighting on School Hill, but also on Welsh Road. One comment was that existing street lighting was adequate, and another was strongly against any extension of street lighting. Another made the point that if lighting is provided it should be in keeping with the village character. The children were divided – one asking for more lighting but another saying that there was enough (this may be affected by where they live). Quite a few children, of all ages, felt that proper crossings would help them to safely walk around Offchurch. A particular point was made about the new walkway to the bridge, which protrudes into the road and should be looked at again.

11. Any other aspect of pavements

Sixteen comments were submitted here but only 3 raised new issues that have not been covered above. These were: to establish a cycle route for children to use¹⁶; noting that unauthorised entrances to fields were being placed across pavements; and a suggestion to find out the details of the Council's management plan for the control of vegetation along paths/pavements/verges.

¹⁴ The comments on the type and maintenance of pavements have been incorporated into the later section.

¹⁵ The points about maintenance have been included in the next section.

¹⁶ It is assumed that as this question relates to pavements, this comment means to establish the right for children to cycle on the pavements.

2H-2K CYCLE ROUTES AND FOOTPATHS

1. Cycle ways

146 people responded to the question about the number of cycle routes and of these, 8% would like to see fewer cycle routes; 61% to keep the existing number; and 31% would like more. 39 comments were submitted and all but one were suggestions for routes to extend the cycle ways. The children of all ages wanted more cycle paths. One comment suggested that the roads with most vehicle traffic should be the first priority for new cycle paths, and several comments called for cycle paths to be established on all roads. Another couple of comments suggested that the focus should be on cycle routes that connected up parts of the village so as to enable the use of village facilities.

The most frequently named road for a new cycle path was the Welsh Road, suggesting the establishment of a path between Cubbington and Southam. Quite a number of respondents were also looking to extend the Greenway cycle path towards Rugby. This is the intention of the County and their partner Sustrans – see Utilities Survey Volume 2. Additional route suggestions made by residents were along the Fosse Way and between the Fosse and Greenway; along the Bury footpaths; along Ridgeway Lane past Print Wood; and an improved route along the canal. Finally, there was one suggestion that cycle routes should be established on existing roads (rather than separate paths) so that traffic could become used to looking for cycles.

2. Greenway

The summary of this section should be read in conjunction with the summary for questions 2d-2e on cycling. Of the 155 people who responded, 70% were not concerned with any existing aspect of the Greenway but 30% were concerned and they submitted 50 comments. The children, across all of the



ages, were particularly appreciative of the Greenway for cycling, walks and 'the freedom to run'. The main issue that was raised was the need for improved maintenance (especially repair work after the floods) to both the main track and to access tracks. The children were divided about the condition of the track – some loving the chance to walk in mud but

others disliking the mud. One respondent suggested that the Council should be asked about their funds to maintain the Greenway, and if necessary, voluntary labour could be organised to help with maintenance.

Additional points included:

- Concern at the use of Greenway by motor bikes¹⁷
- conflicts between walkers (especially with dogs) and cyclists - walkers would like to be warned of approaching bikes, especially on the slipway
- uncontrolled dogs are a further problem (presumably both for cyclists and walkers). Only one adult mentioned dog faeces (see summary of section 1a.4 above) but this was mentioned by several children
- need for safer road crossings (see earlier comment from County). This is particularly important for the children
- requests to make the access ramp to the Greenway less steep so that wheelchairs can use it
- trespass over private land either to access the Greenway or from Greenway onto neighbouring fields – including leaving litter
- the inability to use the Greenway to cycle to Radford Semele safely as access to the bridge has been padlocked
- lights are requested (presumably for night time cycling)
- the stiles are difficult for bikes to use
- destruction of the environment (caused by excessive clearing of the vegetation).

The children had two suggestions for developing Greenway facilities – the provision of play equipment along it; and the provision of a bicycle hire shed.

3. Public footpaths



150 people replied to this question and 62% were not concerned with any aspects of public footpaths but 38% were. The design and maintenance of stiles was a key concern and was commented on by 12 people. Elderly walkers found many too high and asked for their replacement by gates, noting that some stiles did not conform to the Disability Discrimination Act. The County commented in the Utilities Survey (Volume 2) that they were hopeful that a new pedestrian access gate could be fitted to the current stile across footpath M125 at the roadside. The small number of paths in the Parish was noted by residents and quite a number of respondents requested more footpaths particularly for the routes Fosse Way to Offchurch; from Park Gates down the Bury driveway to join with the existing path; and from Greenway to Radford Semele. A suggestion was made for trying to join up various parts of the Parish even if only using permissive paths. Additionally it was noted that if a footpath started at a point that pedestrians could not safely access, then this limited

the usefulness of that path. Two respondents did not want more public footpaths.

¹⁷ This comment may relate either to the main improved section of the Greenway (where motor bikes are banned) or to the section outside of the parish towards Long Itchington, where an informal motorbike circuit has been made.

The children appreciated the footpaths and they made two requests: firstly that the route from Park Gates down to the footpath should be available to them as they cannot safely access the start of the



official footpath on Welsh Road, and they would like to walk to the playing fields of Newbold Comyn. Secondly, they would appreciate more signage along the paths to help avoid straying; and they would appreciate a more permissive attitude to walking areas where no damage to crops can be done. These points are encapsulated in the description by two of them of their ‘worst day’ – “*The private sign at the Bury*”.

Quite a number of remarks were made on the inadequate maintenance of existing footpaths, including problems caused by farmers failing to reinstate a path after ploughing – the children in particular raised the problem of nettles. Similarly, many remarked on the need for improved signage at the ends and along the route of paths – partly to address four other concerns: that of trespass; the use of footpaths by cyclists; warning of dangers such as a 50’ drop adjacent to a path; and informing users of the damage that could be caused to agriculture through litter, dogs off leads and by walking on crops. The sign for the footpath off Village Street was seen as a good example. The provision of clear maps of paths was also suggested.¹⁸ The use of a bird scarer on a path was deemed inappropriate. There were two comments on owners failing to clean up after their pets on public paths, and the children raised this too. One respondent noted a security issue as thieves could access property from public paths.

14 further comments were submitted on any other aspect of pedestrian or cycle routes that a Plan should address. Other than issues already mentioned above, these points were raised:

- greater consideration should be given to those who do not have access to cars
- dog waste bins should be provided (and serviced) along more footpaths
- crossing points for cycle or footpaths should be marked out on the roads
- (and in Section 13 of the questionnaire) that the footpath along the viaduct over the canal should not be re-opened as young people had been climbing on the walls.

2L-2M CANAL AND RIVERS

144 people responded to the question about towpaths and of these, 76% did not think that a Plan should include anything about the canal but 24% thought that it should. 28 comments were submitted. The majority of comments on pedestrian access to the canal were about re-opening the locked gates over the viaduct so that walkers could get safely from Offchurch to Radford Semele. Better access between the village and the canal was also mentioned; and one reference to Print

¹⁸ It was not clear but presumably this was a suggestion to put copies of the correct route at the ends of the paths. Definitive routes of the public paths already exist in the Council.

Wood.¹⁹ There was a request to improve wheelchair access to the towpath. Quite a few comments were about the maintenance of the towpath - gritting and cutting back vegetation and there was one suggestion to ascertain what the maintenance plan for the towpath is. Requests were made to improve car parking for canal walkers and the provision of benches along the canal would be appreciated. One respondent asked for recognition that the canal provided a route to local towns for work – i.e. that use of these public routes was not just a leisure activity. Another respondent remarked that the canal is private property and it would be impertinent for the Plan to refer to any aspects of its use. The children ‘loved’ the canal and also appreciated its use as a cycle route into town.

146 responses were made to the question on access to the Leam and its bridges and 77% of these did not want to raise any issues but 23% did, submitting 34 comments. Comments were made about four bridges:

- the footbridge used by the public path at Floodgate Spinney²⁰
- the unused bridge at the canal end of Greenway – repairs needed to brickwork
- the canal bridge – requests for a speed limit
- the Leam road bridge – with suggestions that it should be raised; a priority system should be established as it was too narrow; the raised walkway was too narrow for safe use; and a weight restriction should be enforced (the largest number of comments)
- several comments did not specify which bridge they were referring to but these points covered issues of enforcing weight restrictions. Another comment noted drug dealing under the bridge in Sydenham.

In terms of access to the Leam, whilst several comments hoped it might be possible to negotiate points of access to it – in one case referring to it as a terribly wasted resource, some comments said that any access would be inappropriate as the river was private property. Comments about dredging the river and maintaining it during heavy rainfall were also made, as was a request to clean the river for ecological reasons (see summaries of sections 1a.2 and 1a.11). The river featured in a young person’s ‘best day’ description and there was a comment from the children that there are not enough facilities by the river.

2N BUSES

156 people responded to the question on whether they would use a bus service. 37% (58) of them said no; 32% (50) said maybe; and 31% (48) said yes they would.

Sixty one comments were submitted, the majority suggesting destinations or routes. The most frequently named destinations were, in reducing order, Leamington – 51 suggestions (via Cubbington, Radford Semele, ASDA, Kingsley and Warwick schools, Parade, station); Southam – 6 suggestions; Cubbington and Warwick – 4 suggestions each; Coventry and Kenilworth - 3 suggestions each; Rugby and Stratford – 2 suggestions each.

¹⁹ Presumably this is a request to improve canal access from the Ridgeway Lane path that goes between Print Wood and the canal.

²⁰ The points were not clear but the context suggests that respondents were concerned at the maintenance of this footbridge.



Various additional points were made about the purposes of a bus journey – beyond the more self evident ones such as shopping, to the station, and access to schools. These included replacing expensive taxi services, especially evenings and for young people; and the needs of people who lived elsewhere but came to Offchurch for clubs, visiting and events. The survey of Community Groups (Volume 2) made it clear that 71% of the people supporting clubs/groups in Offchurch lived elsewhere, and that their support was vital to the viability of these groups. The children made a strong plea for buses that would allow them to see their friends in Leamington – the story of an ‘ideal day’ featured a bus into Leamington. The children also wanted more school buses, and a shelter at the current school bus stop (which is by The Stag, not at the top of School Hill).

Other points that were made were that any service should go beyond just a service to a central stop in Offchurch – it should include outlying areas; Offchurch should consider organising its own ‘village taxi’; that provision of a bus service should be an immediate priority for village action; that details of the flexibus service should be publicised; and that the service is not just ‘additional’ but is a necessity for the housebound and to prevent the isolation of young people.

20-2Q TAXIS

161 people gave information on how many times a year they used a taxi service to travel to/from Offchurch: never – 37%; once a year – 14%; 2-5 times – 27%; 6-20 times – 20%; 21+ times – 3%. 118 people said whether they had ever had difficulty in getting a taxi and 77% of them had not but 23% of them had. 22 comments were submitted on this. They identified that two periods of time could cause difficulties in getting a taxi – rush hours and late at night, which was a particular problem for young people. Four comments noted that not all taxi firms would accept Council tokens, and several more felt that the charges were high. The final problems related to difficulties that taxis had in finding properties in Offchurch and refusing to go to front doors.²¹ One person remarked that there had been difficulties in getting a taxi that was modified for their access needs.

2R SHARED TRANSPORT

There were three questions on different types of other shared transport. No respondents used hospital or social service vehicles. Eleven used shared cars outside of their household – regularly for school runs²² and sport meetings and occasionally for lifts to town/ airport or sharing a taxi with friends. Other comments noted the use of employer car-share schemes.

²¹ Presumably this refers to cases where the front door is up a longer access drive/lane, leaving the passenger to walk this (possibly at night and with luggage).

²² In this context it should be noted that children in Offchurch attended schools in 12 different locations.

2S OTHER TRANSPORT ISSUES

In the final, open question regarding any other transport issues that a Plan should address, the eleven comments raised these new issues:

- difficulties caused by school buses re-routing without consultation, and excluding some pick-up points
- noting the success of Irish rural bus services with flexible pick-up points and times
- the need for a late night bus around the villages for young people
- consideration could be given to setting up/joining an existing car-share scheme
- bridle paths could be explored in the context of transport issues
- opening up the currently private road from Welsh Road, through the Bury to Park Gates
- provision of a service for those who are no longer able to drive
- possibilities for tram or train services
- the 'nightmare' for residents who are dependent on cars, when their vehicle is broken down
- one child requested that traffic lights should never be brought into Offchurch.

2T HIGH SPEED RAIL (HS2)

This is a summary of the separate questionnaire on HS2 conducted in July 2010. 183 questionnaires were returned giving a sample of 81%. The full data is included in the collection of subsidiary surveys to support the plan (known as 'Volume 2').

- Over 90% of people think that the impact of the HS2 construction phase will be very or quite bad; are concerned at the impact on the local environment; do not support the proposed route; think that the impact on the character of Offchurch will be very or quite bad; and are concerned at the impact of the noise of the trains.
- Over 80% think that the impact on the value of property will be very or quite bad; do not support a HS network; and are concerned about their ability to access the stations of the HS2 service.
- Over 70% of respondents are concerned that the impact of HS2 on climate change will be very or quite bad.

SECTION THREE: COMMUNITY AND PERSONAL SAFETY

The questions in this section were grouped around 5 specific issues. These are described in detail in the chapters below. The number of people responding to the different sets of questions ranged from 110 to 164.

3A: CRIME OR ANTI-SOCIAL BEHAVIOUR

This section asked people to rank their level of concern about 7 specific issues of Crime or Anti-Social Behaviour in Offchurch. The responses showed that the problem causing most concern was dangerous driving – 98 people (63%) said they were either ‘quite concerned’ or ‘very concerned’ about this. The other problems causing concern were, in descending order; burglary and theft 76 people (48%); vehicle theft 65 (41%); litter 51 (34%); noise 17(12%); hooliganism 10 (7%); and physical violence 7 (5%). When just those who said they were very concerned about an issue are counted then dangerous driving again stood out as the greatest concern. It was the response of 34 people or 22% - more than twice as many as mentioned the next greatest concern, litter (16 or 11%).

Although the response rate was high very few people added comments to reinforce their answers. Fly tipping, noise from fireworks, and motorbikes on the Greenway were mentioned as concerns, although only one comment was made on each. Three comments were made about the speed of traffic on local roads – namely Welsh Road and Long Itchington Road. One person commented on the litter at the entrance to the village from the canal.

3B & 3C: PEOPLE AFFECTED BY CRIME IN OFFCHURCH

164 people responded to this question and the majority (106 or 65%) said they had not been affected by crime in Offchurch. However 58 people (35%) had and in the vast majority of cases (52 or 93%) the crime was in respect of property. 2 people said the crime was against the person and 2 others said it was against both property and the person.

3D & 3E: EMERGENCY SERVICES

People were asked whether they had needed to call out emergency services in the last 3 years. 161 people responded and of these the majority 98(61%) had not needed emergency help. Of those that had 42 called out the Police Service, 25 the Ambulance Service and 10 the Fire Service. When asked a further question about their level of satisfaction with the emergency response 41 people (65%) were satisfied but 22 (35%) were not.

From the comments it is clear that the service causing most dissatisfaction was the police. 16 negative comments were made and of these 10 mentioned the failure of the police to either turn up or respond appropriately (in the view of the respondent) to a request. One person claimed that the reasons given by the police for not turning up were because they were too busy and it was too dark; another commented that the police simply issued a crime number and did not investigate further. There were conflicting comments about people’s experience of asking the police to check a house alarm going off suspiciously; one said the police refused help while two others said they had responded promptly and efficiently. Including these two comments 9 positive comments were made about the police. Most people simply listed the type of incident they had reported and did not offer

an opinion about the quality of the service. However, 4 people made comments which indicated a desire for improved community policing and a more visible police presence in the village.

7 people commented positively about the Ambulance service, particularly its speed, helpfulness and kindness. One person said the ambulance couldn't find their house. The only negative comment was about the reluctance of a nurse to request the service. 4 positive comments were made about the Fire Service but there was also one comment about the service not being able to find a specific house.

3F EMERGENCY PLANNING

The majority – 85 people (61%) – did not think it would be useful to develop a basic 'emergency plan' for Offchurch. However, 55 (39%) did think a plan would be helpful. Of those that supported the idea five people made particular comment about the importance of planning in relation to flooding. A few noted that there had previously been procedures for instances when services (such as for fire) had been on strike. Several people made specific suggestions about emergency planning including; having an emergency box (water, food, mobile phone etc); developing a list of helpful contacts; identifying people who would be willing to offer their specialist skills (nurses etc); establishing a 'telephone tree' to ensure good communications in the event of a crisis; having a 'trial run' to test out the village response particularly if travel was prohibited/impossible; and using the village notice boards to inform the village of emergency procedures/contact numbers. A couple of responses suggested it would be good to publicise the content of existing emergency plans.

Of those opposed to the idea most said they couldn't see what such a plan would involve or what the value would be, and one commented that a local plan would duplicate the resources of the County/District/JPC plan.

3G OTHER ISSUES OF COMMUNITY AND PERSONAL SAFETY

There were 23 'other' comments. 7 of these were in support of a Neighbourhood Watch scheme and, as reported above, several supported more community policing. Two wanted to see more help for vulnerable/elderly residents, and one person suggested that the village should have its own defibrillator and trained staff. Other suggestions were: a dog waste bin in Village Street; retaining a local fire service; an ideas book so that good ideas can be shared (a specific suggestion was made for local wind turbines); taxi sharing; slowing traffic; and improved signage to direct people (walkers) up School Hill.

The children's consultation gave rise to several comments about road safety, particularly the dangers of crossing the road(s) and one suggestion was for a (zebra) crossing. The key places that concerned them were by The Stag and roads crossed by the Greenway. Some children also complained about inconsiderate and speeding cyclists on the Greenway. One comment referred to unsafe play equipment in the village field and another supported the idea of a Neighbourhood Watch scheme.

The separate survey of utility services - which formed part of the preparation for the Offchurch Plan - asked agencies about their long term plans for the village. None of the agencies with specific responsibility for community safety responded with substantive plans.

Other issues relating to community safety are referred to in separate sections of the report i.e. footpaths, pavements, cycling and road traffic (sect. 2), flooding (sect. 1a) and health (sect 4c).

SECTION FOUR: HEALTH SERVICES

4A SATISFACTION LEVELS

This section asked people to rank their level of satisfaction with a range of health services according to whether they were 1 - entirely satisfied, 2 – mostly satisfied, 3 – no strong views, 4 – not really satisfied, or 5 – not at all satisfied. People were asked to respond only to questions about the services which they have actually used. Predictably this resulted in the most universal services eliciting the most responses e.g. GPs (160 people – 93% of the total sample), Pharmacists (151 – 87%), Dentists (150 – 87%), and Opticians (148 – 86%).

Based on the ‘satisfaction’ ranking the overall responses do not suggest that people are dissatisfied with their health services. Overwhelmingly people chose not to elaborate on the rankings they gave each service and therefore very few written comments were added. Those services attracting significant levels of dissatisfaction were Dentistry where 17 people (12% of respondents to this question) were either ‘not at all’ or ‘not really’ satisfied and GPs 15 people (10%). Other services provoked very few negative responses, as can be seen from the following statistics: Physiotherapy (6 people dissatisfied); Prescriptions (5); Opticians (4); Health Visitors (3); Pharmacists (3); Child Clinics (3); Carers (3); Maternity (3); Social Work (2); Mental Health (2); Chiropody (2); District Nursing (2); Family Planning (1); Home Helps (0); Palliative Care (0)

Although GP and Dentistry services attracted a relatively high rate of dissatisfaction very few people were ‘neutral’ about them and the level of satisfaction was also very high. 149 people (87%) said they were either ‘mostly’ or ‘entirely’ satisfied with their GP and 116 (78%) with their Dentist. The table overleaf demonstrates the range of positive and negative responses to specific services when those with ‘no strong views’ are excluded. There would be concern if those who were most reliant on particular services were also those who were most dissatisfied with them but unfortunately this survey does not allow us to identify this. There were only two suggestions for additional medical services – chiropractic and a medical emergency service.

4B HEALTH PROBLEMS RELATED TO HOUSING

Only 1 response referred to difficulties and said they had mobility problems but had adapted their house.

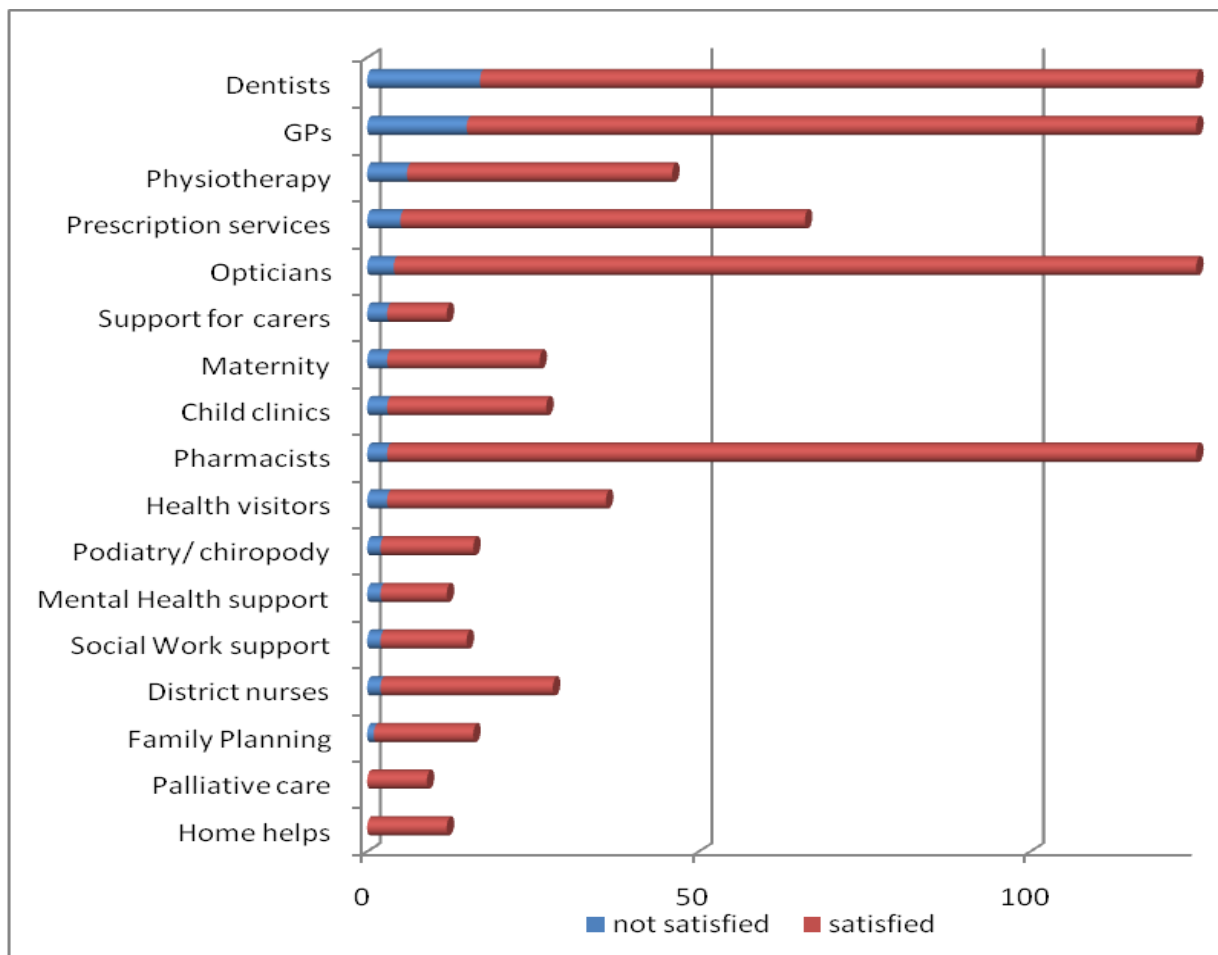
4C OTHER ASPECTS OF HEALTH

10 comments were received and of these several mentioned isolation, exclusion and problems relating to the difficulties of safely walking around the village and poor access to transport - one person noted that this isolation could impact on mental health and another suggested a system for delivering prescriptions to older residents. A suggestion was made that schools should encourage healthy eating and exercise, and another that residents should be helped by setting up a keep fit class in the village or arranging access to a local gym. This person also suggested instigating outdoor equipment along the Greenway.

The survey of local community groups indicated that the village offers a wide range of social activities and a number of sporting/physical activities. These clearly make a positive impact on the physical

and emotional health of those involved and have the potential for benefiting other people in the community. However, the fact that men are significantly under represented in the take-up of leisure services and that the opportunities for the 18-24 years age group are almost non-existent, may suggest a need to develop more accessible or more appealing activities.

Satisfaction with medical services:



SECTION FIVE: GENERAL SERVICES

There were 21 questions in this section and the number of people responding to the different questions ranged from 136 to 154. The issue that concerned most of the respondents related to problems with broadband services (90 people - 59% of respondents to that question); followed by concerns about access to shops (49 - 34%); rubbish & recycling (45 - 30%); access to MP's/Councillors (32 - 21%); gas supplies (25 - 18%); and milk and newspaper deliveries (21 - 15%) each. Concerns about other services ranged from 14 comments (10%) to 1 (1%) and these are included in the list of services below (5A).

5A IMPROVING SERVICES

1. Telephone

6 comments were made. 3 of these referred to the poor quality (clarity) of the line, one felt the exchange should be closer to Offchurch, and another complained about the vulnerability of the overhead lines to tall vehicles. The only other comment referred to the loss of the public telephone box.

2. Broadband

This is the service causing most concern because of slow speed (mentioned by 57 people or 75%) or non availability/ intermittent connection (15 people, 20%). 8 people said or implied that they couldn't get broadband at all - because they live on the outskirts of the village - and one commented that their business was suffering because of this. Several suggestions were made to overcome the problem including introducing cable, 'unbundling of local exchange', and upgrading the speed to 20Mb.

3. Electricity

Most people appear to be satisfied with the service. However 13 people (9%) want to see improvements and 5 respondents commented on the unreliability of the supply i.e. frequent power cuts, voltage fluctuations and flickering lights. 7 comments were made suggesting solutions to the problems such as burying the cables underground and updating the pylons. Another respondent thought consideration should be given to establishing a 'green energy' programme to include wind, water, ground source, and sun. This person also wanted to know where Offchurch features on the 'recovery' plan after a power failure. One respondent suggested removing the transformer at the bottom of the village.

4. Gas

25 people (18%) are not satisfied with the service and of these 13 stated that the supply was not available to their house. A further 8 people said that they would like gas supplied to them. This suggests that a total of 22 people do not have gas supplied although some of these may simply have chosen not to have an available supply connected. The only other topic was one reference to the gas company not knowing where their own pipes are, suggesting that these should be mapped.

5. Post



Only 12 people (8%) said they wanted to see improvements in the service. 9 complained about the frequency and time of deliveries and typically asked for a later collection time or an additional collection each day. However, on the plus side 4 people commented on the good service. 2 people also mentioned problems caused by confusion concerning their postcode. There was one suggestion that in case the delivery service is threatened in the future, the location of banks of personal mail boxes might be identified.

6. Drinking and waste water

The quality of drinking water was a concern for 6 people and reference was made to water being 'hard', 'white', 'full of chloride', and 'tasting of chemicals'. One person specifically wanted 'fluoride free' drinking water. Issues concerning waste water were also raised with one comment about the quality of the water being dumped back into the River Leam from sewage works and two suggestions that waste/grey water should be recycled. Two people commented that they were not connected to mains drainage.

7. Rubbish and recycling

This gave rise to a high level of concern with 44 people (29%) wanting to see improvements. 14 people wanted more frequent collections, either of 'grey' bins or 'recycle' bins, or both. Several people wanted larger bins and one asked for more bins. Of the 13 comments about recycling most wanted to see a greater range of materials collected, particularly plastic materials. One respondent suggested a central recycling point in the village for non-collectable items such as batteries, CFL bulbs etc. Other individual comments suggested that the service currently places too much onus on the householder and that the collectors should not expect those that live up long lanes to drag their bins to the kerbside. There were a couple of comments about the tendency of the service to drop litter. However, 2 people commented on the excellent/good service.

Children also commented on the rubbish bins— one complaining that the bins were often not collected, another that more were needed, and one that they were smelly. By contrast one of the younger children (under 6) awarded the bins a 'smiley face'!

8. Pest control

14 people (10%) were not satisfied with the service with 5 referring to an increase in the rat population, 3 to rabbits, 2 to moles, and 1 to foxes. No one suggested solutions to these problems. 2 people said the service was good.

9. Library

Few concerns were expressed with only 7 people responding (5%). 3 positive comments were made, 3 want a more regular service, and 1 person appeared not to know about the existing mobile service.

10. Milk and food deliveries

21 people (15%) wanted to see changes and 12 of these either specifically asked for a milk delivery service or implied that they would like one. Other people suggested a grocery delivery, a fresh fish delivery, and an initiative to 'group buy' certain products for the village.

11. Newspaper delivery

Again 21 people (15%) wanted improvements. Of those people making a comment 7 said they would like newspapers delivered. This seems to indicate a lack of awareness of the current service provided from The Paperstop in Cubbington. However it may also be that this group of people live in parts of the parish where the shop does not offer a delivery. 2 people commented on the good service provided by Paperstop and another suggested a 'group' buying scheme for the village.

12. Parcel delivery

Only 8 people were concerned about this. 4 people commented about confusion regarding their postcode or problems with the deliverer finding their address. Other comments were about parcels being left outside the house rather than summoning a neighbour, and a complaint about parcels having to be signed for. There was one suggestion that it would be useful to have a central location for parcel delivery that could not be taken by the house.

5B ACCESSING SERVICES IN OFFCHURCH

The next set of questions asked if people had difficulty getting particular commercial services.

1. Building repairs

9 people said they had difficulties. Of these 3 made general comments and a fourth complained about builders overcharging because of the perceived affluence of the area.

Note: All of the questions below about specific services attracted one complaint (possibly from the same person) about overcharging by local service providers.

2. Appliance servicing

Only 3 responses.

3. Computer help

One person commented on the good local service.

4. Vehicle repairs

Only 3 comments made - 2 of which did not indicate a problem

5. Garden services

9 (6%) people said this was a difficulty.

6. Domestic services

13 (9%) indicated that this is a difficulty and of these 3 complained about the rates charged for the service, particularly for houses sited further in the countryside.

There was a suggestion in Section 13 that publicity for local services should regularly feature in Offchurch News.

5C ACCESS TO SHOPS

This question generated a lot of interest and 49 people (34%) wanted the Plan to include ideas for improving access to local shops. 13 people specifically wanted a village shop and several suggested

that a 'community' shop should be set up - one suggestion being to use the village hall as a base. Other respondents linked this question to the lack of a local bus service and the difficulty of shopping if you don't have a car or are unable to drive because of age or disability. Again suggestions were made to establish some form of collective help to support those who have difficulty with shopping, including difficulties in accessing the internet for shopping. The difficulty of accessing shops in Cubbington was referred to and people suggested that a footpath and/or dedicated cycle lane would improve the situation. One person suggested that Hilltop Farm Shop should be encouraged to deliver to the village and other comments suggested a combined post/delivery service as in Scotland. Comments in section 13 noted that a shop would benefit visitors as well as locals, and that it would have a social purpose as well as providing goods.

Children were particularly vocal about the need for a village shop. 20 comments were made and it is clear that children of all ages, and their parents, placed great importance on this. They saw a shop as not only supplying household provisions but also as a way of meeting some of their social needs. Several children linked the idea of a village shop with the provision of a coffee shop/café - 2 children in the 10 to 13 age-group saw this as an opportunity to meet-up/*hang out* with friends. There were calls for a Saturday morning sweet shop, an ice cream van and a couple of the children suggested that the derelict cottage should be made into a shop.

5D ACCESS TO MP AND COUNCILLORS

32 people (21%) responded to this idea. 10 people said they would like to see improved access with the majority of these preferring some form of village 'surgery' attended by Councillors and MP. One person suggested a regular parish meeting held every 3 months to discuss local issues. However 5 people said they were not in favour of 'surgeries' in Offchurch.

5E OTHER LOCALLY DELIVERED SERVICES

This question elicited 15 responses and several of these echoed comments that were made under other headings. In addition particular suggestions were made to improve services including setting up an internet access point in the village hall for those who do not have a computer; improving the digital TV and mobile phone signals (but without a mast in Offchurch); bulk buying coal and logs; and publicizing local businesses in the Offchurch News (possibly having an 'I Recommend' page listing reputable builders/services). This last point chimes in with comments from the survey of local businesses, namely that Offchurch residents should be encouraged to use locally provided services.

During the children's consultation 2 comments were made about the lack of wi-fi. However no additional information was provided to help understand the nature of this problem or how it should be addressed.

SECTION SIX: EDUCATION AND TRAINING

There were ten questions in this section, covering all phases of education – pre-school, compulsory, vocational and for general interest. In relation to questions 6a - 6g (related to education for ages 0-18) parents or guardians were asked to ensure that only one of them completed these sections per household. However, it is evident from the returns that this instruction was not followed and that there is 'double-counting' of children. As an example, figures for question 6a 'Which levels of schooling are your children' give a total figure of 62 children. There are approximately 33 children in this age group in Offchurch, and some additional children in the neighbouring areas. The analysis is therefore limited by this weakness in the data. In order to take account of this, percentages rather than figures have been used in the description below, but this only partially compensates for the problem.

6A LEVELS OF SCHOOLING

53% were at the Primary level; 32% Secondary; and 15% Pre-School.

6B, 6C, 6D PRE-SCHOOL ACTIVITIES

Of the 140 responses to this question, 18% answered yes their child/ren did attend Pre-School activities. None of these activities were in Offchurch and half of them were within 5 miles of where the respondent lived with the other half over 5 miles away. 13% were not at all satisfied with these activities; 25% had no strong views; 50% were mostly satisfied; and 13% were very satisfied. Only one comment was submitted and it suggested that it would be useful to have some weekend activities in Offchurch for this age group to cater for parents who work week days. Two of the youngest children remembered coming to the Toddler Group and enjoying it.

6E, 6F, 6G MAIN SCHOOLING

Children from Offchurch and the neighbouring areas attended schools in 12 locations – a very wide distribution: 31% in Cubbington; 14% in Coventry; 12% in Leamington; 7% in Warwick; 9% in Lillington; 5% in each of Southam, Princethorpe, Kenilworth, and Rugby; and 3% or 2% in Radford Semele, Dunchurch or home schooled. In 90% of the cases the school was the first choice for that family but the comments made it clear that for the 10% who were not happy, the problem centred on situations where children in a single family had to go to different schools owing to restrictions of admission numbers in the school of choice.

86% of the children were taken by their family to school in a car; a further 14% shared the car journey with other families; and 17% used transport provided by the school. 3% used transport provided by the Council. Notably no children went by bicycle or by public transport. The two comments on travel to school noted that the morning and afternoon journeys differed, and that a motorbike was also used.

6H OPEN QUESTION ON SCHOOLING

Most of the comments related to transport, making four main points: that buses should be available to all local schools who count Offchurch in their catchment area, including to the College.²³ Several of the children also asked for this. Secondly, that secondary schools sometimes disregard the transport problems that young people in rural areas have by e.g. closures during the school day or extensions of the school day outside of the arrangements for transport, and the Plan could be used to ask schools to support the provision of cycle paths (e.g. along the Welsh Road) and car sharing. Thirdly, that the impact of school transport on villagers can be large – 2 hours per day in one case – and fourthly, that the Plan could be used to increase awareness of the local travel grant for school journeys. The children who currently waited at the pub for a bus asked if there could be some kind of a shelter.

The second group of comments related to the desirability of the provision of Pre/Infant School activities in Offchurch – return of the village school / a nursery or play group.

Finally there was a comment that both the restriction in the number of places in nearby schools, and the current “*non-sensical*” admissions systems, meant that local children have to go to many different schools (12). The suggestion was that the Plan could be a way to raise this issue.

6I ADULT AND LEISURE EDUCATION

105 people responded to this question – 57% of them would not and 43% of people would like to see more further education or leisure courses available in Offchurch. This included the children – most of their detailed suggestions are covered in Section seven but they would like clubs where they can learn things. Twenty six adult comments were submitted with 7 requesting IT courses; 6 requesting various forms of fitness courses; 3 mentioning art and craft courses; and one request for a language course. Both day time and evening courses were mentioned. Five comments requested provision of courses specifically for younger people of all ages, both in term time and the holidays, covering a range of sports/fitness and art/drama. The purpose of this provision would be to bring local children together as well as to provide accessible activities. There was an additional comment that some courses could be elements of qualification programmes as well as simply for leisure. One comment felt that provision in Leamington was sufficient and that courses in Offchurch would not be viable.

6J OPEN QUESTION ON 16+ EDUCATION OR LEISURE COURSE PROVISION

Six respondents submitted comments. Two of these stressed the lack of provision for teenagers in Offchurch, including problems about using the facilities, such as the Village Field, that are currently provided. The survey of Community Groups (Volume 2) confirmed that there is very little provision for ages 11-24 (who are approximately $\frac{1}{5}$ of the population). Two comments also suggested that the focus should be on ensuring better access to Leamington rather than better provision in Offchurch.

²³ [Note: the reorganisation of schooling is increasingly moving to sharing courses like the new Diploma across schools, and this will present particular difficulties for young people in rural areas who have no access to public transport.]

SECTION SEVEN: ENTERTAINMENT AND SPORT

7A ENCOURAGING MORE LEISURE ACTIVITIES

A survey of community groups was undertaken in June 2009. This indicated that 400 opportunities to take part in leisure activities in the village were being taken up. People using these leisure opportunities are drawn from the village and surrounding area, with 71% of people living elsewhere - in some instances 5 or more miles away. Concern was expressed by a number of these groups about membership numbers and how to keep groups viable, and it was clear that the village currently depends heavily on non-residents to support a viable range of leisure activities. Men tend to be under-represented, and opportunities for children and young people are limited, with take-up of opportunities virtually non-existent for young adults in the 16-24 age group. Membership of groups other than the Sports Club shows that opportunities are primarily geared towards, and/or are taken up by the upper age ranges, reflecting the demographic composition of the village and community.

Between 118 and 125 people responded to each of the subsections of this question in the household questionnaire. The children in their consultation day also had lots to say about leisure activities in the village.

7a.1 Village field

Eighty one respondents (65%) agreed that more use of the village field should be encouraged and 44



did not think so. Most people who commented felt that wider use should be made of the field for games, [e.g. football, croquet, basketball, rounders] and social events. Other comments included having more benches, a shelter, and a hard court. One person highlighted that use of the field by the younger people in the village should be promoted.

One comment from the 10-13 group in the children's consultation suggested that there should be better maintenance of the grass, and that apart from the croquet pitch it is hardly ever cut.

7a.2 Children's play area

Eighty seven (71%) of the 123 respondents who commented about the play area thought that more should be done to improve this facility and 36 respondents did not think this. Twenty nine specific comments were made and virtually all of these talked about updating, improving, and modernising the equipment, and/or extending the play area with more equipment.

From the children's consultation, all groups wanted better play facilities and equipment. Some of the 10-13 age group found the existing equipment boring, and most wanted more things for older children – a footy goal and basketball net were suggested as possibilities. A skateboard ramp was

also a popular choice for the older age groups. The under 5's wanted a seesaw and slide. The specific report from the children's consultation contains full details of all the suggestions.

7a.3 Sports club

The separate survey of community groups indicated that a significant number of the members of the Sports Club live outside the village. Eighty six people (72%) responding to the household questionnaire felt that more use of the Sports Club should be encouraged and 33 respondents did not think it should be encouraged. Eight comments referred to additional activities which might take place [e.g. badminton, skate boarding, cycling, tennis wall, gym, skate park/ramps]. A couple of people specifically mentioned school holiday activities such as tennis, netball, and cricket, including coaching in these sports, and easier access in general to tennis courts with, for example, open membership and hourly hire rates. It was also suggested that more use might be made of the sports club for social and village events.

Seven comments referred to the fabric of the building, all drawing attention to the need for a new or upgraded clubhouse. One comment indicated that there was a lack of awareness about the existence of a sports club. One detailed comment suggested that there is not sufficient support from the local community to sustain such a club.

From the children's consultation, one comment from the 10-13 age group said that the clubhouse "is awful" and talked about having a sports club where you do "lots of different stuff".

7a.4 Village Hall

Of the 120 people who responded to this question, 79 (66%) wanted to encourage more use of the village hall and 41 were against this. Two respondents specifically suggested a cinema/film club, and 2 felt that there should be more emphasis on events and activities for younger residents [eg.10+ years old].

From the children's consultation, the teenagers felt there was not much for them in the hall, although they like the venue for summer parties and BBQs. Some of the 10-13 age group wanted to be able to use the table tennis equipment, and there was also a request for more loos. In general the 6-9's loved it – especially for parties. One child was keen to have opportunities for skipping practice.

7a.5 The church

Seventy one respondents (60%) wanted to see more use made of the church, and 47 did not want to see this. Comments suggested that it could be used as a venue for social events, particularly during the week. Four noted that toilets and kitchen facilities are needed. One person suggested that the church should have a choir.

At the children's consultation, an adventure play area for the under 5's at St Gregory's was suggested.

7a.6 The river and canal

Respondents were divided in their views about encouraging more use of the river and canal with 65 people (55%) considering that more use of the river and canal for leisure pursuits should not be encouraged – it was pointed out that the river in Offchurch is entirely in private ownership, so encouraging access is illegal. Of the 53 people (45%) who wanted to see more use made of the river and canal, one or two made specific comments, suggesting a riverside footpath, and access to the

viaduct over the canal. One person suggested having a designated section of the river available for canoeing.

In the children's consultation, some of the 14+ group would like to see more facilities surrounding the river.

7a.7 The countryside and the Greenway

This question also had a mixed response with 64 people (53%) being in favour of more use and 56 (47%) against. As in the previous section, those who made the 8 comments about the negative impact of more use of the countryside referred to the damage to farming and wildlife, and the problems of trespassing. From those who wanted to see more use made of the countryside and Greenway, 5 comments were made about accessibility, both for people with disabilities, and also more generally about access from the village to the Greenway and local woods. One person suggested having a keep fit sequence with equipment on the Greenway. Some comments were made about the importance of the maintenance and upkeep of the Greenway and the extension of the existing track towards Rugby. One person suggested that more countryside signs are needed. Amongst the children and young people in the village, the Greenway is popular with all age groups, for taking walks, cycling, making ramps, and sledging, and regularly featured in their accounts of their 'best day'

7B SPECIFIC LEISURE NEEDS

Between 63 and 88 people responded to the questions in this section, with the highest number of responses being to the question about older people.

7b.1 Older people

Most of the respondents [86%] who answered this question agreed that the needs of older people are taken into account, although one person pointed out that the under 40s are not so well served. One person suggested holding an exercise class run by a physiotherapist for older people.

7b.2 Toddlers

Of the 69 people answering this question, 47 (68%) thought that the needs of toddlers are being met, with one suggestion that the play area could be better. It was pointed out that there is a limited number of toddlers in the village and that the toddler group has now folded.

The comments from the toddlers [and their parents] at their consultation day focussed on the play equipment which they said was too difficult for this age group.

7b.3 Children up to 12 years

Forty six respondents (61%) felt that there were insufficient opportunities for children in this age group, and all comments focussed on the lack of facilities. One person suggested that a youth club should be set up.

Whilst some children in this age group really enjoy the play facilities on the village field, others are looking for more challenging and different play equipment such as zip wire, paintballing, and quad bikes. More activities in the village hall for this group were also requested. The 10-13s also wanted more interesting equipment and activities – particularly a wider range of sporting activities. There was also a plea for a village shop selling practical, everyday things – or a sweet shop and a coffee

shop, to hang out with friends. A number of the comments from children in this age group indicate the potential for social isolation. Here is one comment from the 'worst day' exercise: "After I get home from school, I can't play with friends in the snow because I can't see them in the village hall cos there are no clubs and I can't walk to their houses cos there is no pavements".

7b.4 Young people 13-18

It was widely agreed [by 57 (75%) of the 76 people who responded] that there are no facilities for this age group. Setting up a youth club or netball club was suggested as a starting point to address this. Again young people in this age group suggested having more activities and sporting opportunities e.g. skateboard ramp. A number of the young people of this age group in the village look outside the village for their sports and entertainment

7b.5 People who are housebound or disabled

Although comments on this question were received by only 63 (36%) out of the total sample of 173, 41 thought that insufficient attention is given to the needs of this group. Comments indicated that it is difficult to get into the village hall with a wheelchair. In addition, there are either no footpaths around the village, or footpaths are not wide enough to accommodate a wheelchair, making it impossible for wheelchair users to take a walk.

7b.6 People on a low or fixed income

Respondents were divided in their views here with 35 (55%) considering that the needs of people on a fixed income are sufficiently taken into account, and 29 (45%) disagreeing. One respondent suggested that all clubs should be encouraged to have a free or subsidised rate for people on a low income.

7C IMPORTANT CURRENT LEISURE OPPORTUNITIES

opportunity	number of comments
None	34 comments
Sports	42 comments **
Church	21 comments
Village hall	19 comments
Cameo	15 comments
Croquet	12 comments
Village barbecue	12 comments
Social events	11 comments
Reading circle	10 comments
Garden club	9 comments
Fayres/fetes	7 comments
The Stag	7 comments
Churchyard working group	7 comments
Bell ringing	6 comments
Mobile library	6 comments
Footpaths/walking	4 comments
Afternoon club	4 comments
Upholstery class	4 comments
Village field	4 comments
Yoga	4 comments
Bury	3 comments
Cycling	3 comments
Dancing	3 comments
Fund raisers	3 comments
Greenway	3 comments
Magazine	2 comments
Netball	2 comments
Retreat House	2 comments

** The 42 comments referring to 'Sports' are made up of 29 comments about the Sports Club facilities (including cricket, netball, and tennis), 12 comments referring to croquet, and 1 comment referring to table tennis.

There were a further 8 comments highlighting clubs, countryside, keep fit, Pilates class, the river and canal, toddler group, anything, and *'all provided they're used'*.

Some of the leisure opportunities currently important to the young people in the village are as follows:

14+ horse riding around the Chasers in Offchurch Bury, bike rides along Offchurch Greenway, the summer barbecue, the scarecrow event

- 10-13 the Sports Club, cricket in the summer, bell ringing, the Greenway for bike rides, BBQs, the scarecrow day, parties in the village hall, breakfast at Hilltop Farm,
- 6-9 The village field playground, the scarecrow day, cycling and walking on the Greenway,
- 0-5 The village field playground, the Greenway, birthday parties in the village hall, the summer BBQ, Christmas Fayre, playing in the hall.

7D ADDITIONAL LEISURE OPPORTUNITIES

Ninety one respondents (72%) did not want more leisure opportunities. Of the 35 people who did want more leisure opportunities, 22 made a comment and the following activities were suggested: further education courses, badminton, children’s park equipment, bowling, dance classes, keep fit, football, men’s group, modern language class, Pilates, putting course, bowling green, running club, swimming pool, tennis, theatre/shows in the village hall, walking club, lunch club.

At the children’s consultation event some parents suggested organising village kids’ day trips e.g. to Cadbury World, Drayton Manor, Zoo. An online forum or Facebook group for Offchurch children was also suggested. The increased requirement or need for CRB police checks was pointed out.

7E LEISURE OPPORTUNITIES FOR CHILDREN

Thirty seven respondents (21%) made comments here. These included the following suggestions:

Tennis	8
Clubs	8
Football	6
Brownies/Beavers	4
Basketball	4
Canoeing	2

A number of other ideas were put forward including: a bikes track, rounders, football goals, a ball wall, dance classes (e.g. tap), fishing, horse riding, driving awareness, getting together, gym, karate, swimming pool, children’s BBQ & disco or magician show, monthly clubs, netball, film night, book and game swap, Saturday morning sweetshop, drama/theatre class, skateboard ramp, squash court, cycling proficiency, Facebook for teenagers in Offchurch, scouts, better playground facilities.

The following suggestions came from the children’s consultation:

- 14+: more activities and clubs for teens to meet up; tennis lessons; singing club; street dance lessons; village Olympics; martial arts club; cinema; video games club where one can exchange and play different games; skateboard ramp; hire a bouncy castle for a day
- 10-13: a magazine club for kids; youth group; brownies/guides; table tennis; football table; footy goal; basketball net; skate park; rope swing; skate park; big communal swing; a pool for swimming training; footie/rugby pitch; gym; competitions; a shop.
- 6-9: a place to meet your friends; a football club; youth club; tree house; zip wire; quad biking; paintballing; skipping practice; more visitors - people who do entertainment stuff; tyres for swings; some other play toys; swimming pool; ice cream van in summer; a slide and a trampoline; running track; tyres for swings; a film club
- 0-5: more play equipment; sweet shop in the hall; slide and seesaw on the field; a roundabout; singing; play equipment at the pub; tennis; football group; sword fighting; skipping; running track; climbing frame;

7F OTHER ASPECTS OF LEISURE

Sixteen respondents made a comment under this heading. Most of the points raised have been covered elsewhere in this section. In addition, a village rambling club, and darts and cribbage teams at the pub were proposed. The need to be realistic about how much it is possible for the village to offer or organise was stressed. More information about what opportunities are open to us in the surrounding villages was suggested.

Other ideas from the children's consultation were a bus into Leamington, more benches on the Greenway, and access to the outside loos at the village hall.

SECTION EIGHT: SOCIAL NETWORKS

8A WELCOMING NEW ARRIVALS

People were fairly even divided in their responses - 64 respondents [49%] felt that more should be done while 66 [51%] disagreed. Whilst some new residents had felt very welcomed, others had had the reverse experience.

The 55 comments included a number of suggestions as to what could be done to be more welcoming. Twenty four respondents thought that a welcome pack would be useful. This could contain a copy of Offchurch News; a map with house names; details of shops, schools, GPs etc; local amenities such as the pub, church and village hall, information about events; and lists of tradesmen. Other suggestions included a 'welcome to the village card'; a welcome visit; a personal invitation to events; a 'meet and greet' evening in The Stag; and a coffee/welcome morning. There were 5 or 6 comments suggesting that we already do enough to welcome new residents including one which pointed out that it shouldn't be necessary to organise to welcome people, and another which pointed out that some people may prefer privacy. There were one or two comments indicating uncertainty about the Offchurch/Cubbington boundary and whether people 'belonged' to Offchurch or not. These comments seemed to link with the responses that more could be done to welcome newcomers.

One respondent had had a negative experience of a 'Welcome Pack' in Offchurch which consisted of a letter stating dos and don'ts.

8B IMPACT OR NEEDS OF VISITORS TO OFFCHURCH

More respondents [77 or 56%] did not think the Plan should address this compared with those who felt that it should [61 or 44%]. From those who thought that it should, 37 people added further comments: 12 people suggested having more information available in the form of pamphlets or guides with details of walks, facilities, and places of interest. The telephone box was suggested as a possible display point. Six of the comments related to event traffic and horse boxes coming through the village - this was flagged up particularly as an issue in Village Street. The remaining comments covered a variety of issues, covering road and footpath safety; the problems of visitor parking for weddings and funerals; improving local facilities in order to attract more visitors; the lack of shopping facilities for basic requirements, and the possibility of a shop and/or café which would benefit residents as well as visitors. One person suggested having a village website.

8C MEETING THE NEEDS OF SPECIFIC GROUPS

Three quarters of the respondents answered this question, and the responses were almost equally divided between those who thought a Plan should address the needs of specific groups [66 people, or 51%] and those who thought not [63, 49%].

Most of the 28 supplementary comments supported the 'yes' position and included suggestions for specific resources such as dinner clubs and social activities for the elderly; 'drop-in' social events; a weekly drop-in coffee bar in the Village Hall or use of the hall for group meetings or clubs; NHS dentist, health care and visiting support, possibly with a list of contact numbers of people who could offer support - although the importance of training for people who might act as support visitors was

stressed. Other comments were less specific about the kind of help that might be offered but indicated that the issue was important. A couple of comments mentioned the role of the church in providing support and that the church community is currently in the process of setting up a pastoral team. There were only a couple of comments not in favour of providing more support and one of these referred to the importance of not over-controlling the way in which people's needs are met, relying on neighbours instead.

A recurring theme from the children's consultation was the social isolation of village life. Here is a selection of the comments:

- 14+ *I wish I lived closer to town so I could see more of my friends; Don't really know anyone in the village.*
- 10 -13 *I wish there was more people my age; Not many other children I socialise with in the village; Attract young people to village because it is full of the old; A sweet shop and coffee shop would be nice too, so I could hang out with friends that don't live in the village, while my mum's sharing a coffee with their mums.*
- 6-9 *I can hardly see my friends because they live so far away; Most friends are outside the village*
- 0-5 *Like to see my friend [name] but Mummy has to drive me.*

Some of the children suggested solutions, for example, a cycle path into the village from houses on the Fosse; more events needed to meet up; get webcams.

The parents also echoed these views:

Today (children's consultation) was a really good idea – We did not know how many children live in Offchurch; More events like today please; Great idea! – an opportunity to meet other villagers.

Five parents suggested having a shop [e.g. a Saturday morning sweet shop] in the village to create a community meeting point. Some parents said a village map with houses names on it would be helpful. Some of the parents were concerned about how to help their children to become more independent:

"Need to find ways to help foster independence as children get older as there are so few opportunities for them to become road aware/learn strategies for leaving primary age-related securities"; "More 'stuff going on' would really help."

8D A CARING VILLAGE

Ninety one percent or 157 people completing the questionnaire answered this question, and 63% of these perceived the village as very or mostly caring. Of those responses, 21% felt that it is a very caring village, 42% thought it to be mostly caring, 27% had no strong views, 5% thought it to be not very caring and 4% found it not at all caring.

There were 22 additional comments mostly highlighting the negative feelings. In the main these clustered around 2 parameters - people living in the heart of the village being perceived as a tightly knit group at times hostile to 'outsiders' i.e. those living on the outskirts of the village; and similarly, long established residents being perceived as hostile to newcomers. Some comments indicated a more general issue of support not being forthcoming e.g. after a bereavement, and that village atmosphere has gone with people keeping themselves to themselves. There was recognition in some of the comments that Offchurch like all communities is a mixture and that we are not very good at

being inclusive all of the time. One respondent noted that if a community is to be experienced as caring this doesn't happen by itself, but needs events and other ways to include everyone. Offset against these comment were a few which spoke of positive experiences in terms of the support from immediate neighbours.

8E THE IMPORTANCE OF SOCIAL LIFE

This question also elicited a high response with 160 out of 173 respondents [92%] ranking their answers.

Of those responses 58% indicated that involvement in the community is either very important or quite important. The breakdown of the responses was as follows: 5% said it is not at all important, 13% thought it not very important, 24% had no strong views, 39% said it is quite important, whilst 19% stated that it is very important. There were very few supplementary comments - however two indicated that whilst community involvement was import to the person, their experiences in Offchurch had been negative. Work and other commitments were noted as having a bearing on how involved people can be. One comment highlighted how important involvement in village activities had been for them.

For most of the children living in the village, friendship groups are located elsewhere, however the absence of public transport made it difficult for them to meet up out of school hours.

8F ANY OTHER COMMENTS ABOUT COMMUNAL SUPPORT

There were 32 comments under this heading. A couple of these indicated that it should not be the remit of a Plan to address this question. The rest in the main re-emphasised points which have come up elsewhere, e.g. supporting others on a practical level for example car-sharing; the church as a focus of social networking and care; the importance of the pub in social support; an internet social forum for the village; more opportunities for children and young people; being more outward looking in terms both of links with other villages and parishes, and in our fund raising events [one respondent suggested that we should be more generous to third world charities]; keeping an eye on the elderly and sick; and supporting people running local businesses. Five comments reported on the narrow-mindedness and/or hostility which they had experienced. These related to parish boundaries and who is or isn't part of our community; resistance to change; hostile neighbours; and younger residents feeling deterred from participating in activities or using village facilities. Four comments talked positively about the friendliness of the village. One comment noted that the next years could be really challenging for those on lower incomes and those who are less able to care for themselves, and that this would require a specific effort if the village is to remain caring.

A couple of parents commented that, for some, the church is the heart of the village.

The children's Ideas and Activities Day was very successful and feedback was positive. As well as creating an opportunity for the children and young people to find out who their peers in the village are, it also gave the parents a chance to meet and get to know each other. Here are some of the comments from parents:

"More events like today please"; "Great idea! – an opportunity to meet other villagers"; "Fantastic idea. Thank you all for your hard work."

SECTION NINE: BUILDINGS

There were between 100 and 138 people who responded to each of the 8 different questions on buildings. The issues that raised the most concern were conservation (55%) followed by sustainability (53%) and housing (43%).

9A HOUSING

Of the 173 returned questionnaires, 138 (80%) responded to this question of which 79 (57%) replied that they did not want the Plan to address the issue. Their 10 comments made four points: an objection to any new building that would change the current character of the village; an objection to any 'affordable housing'; the view that the current mixture of housing types is satisfactory; and that the Council adequately plans for all housing needs (so there is no need for the Plan to include the issue). A further comment from this group of respondents who did not want the Plan to address housing did however ask that the issue of derelict cottages should be addressed.

The 49 people (43% of respondents to this question) who did think that the Plan should address housing issues submitted 59 comments. 23 of the comments referred to derelict and empty houses - how they spoil the village and reduce the number of residents. A further 33 comments were in favour of some housing development with 18 specifically mentioning the need for low cost/ affordable / starter/ shared ownership/ or social housing. A comment from the children's survey says "*attract young people to the village because it is full of old*". The comments on development made four main points: controlled expansion of housing would keep a balanced community (12 comments); it was important to provide the housing that would enable families to remain together (9 comments); smaller housing would enable older people to downsize within the village (7 comments); rented housing did not give people a long term stake in the village and often led to housing insecurity and/ or poor housing conditions (5 comments).

Other points made by those in favour of some housing development included that: a survey of housing need could provide a useful context for addressing this issue (3 comments); new housing should be subject to a priority system in favour of local residents (3 comments); several sites for new housing were suggested; (and single comments on) any development should preserve the character of the village and not encroach on the Green Belt; a development site should be identified in order to prevent speculative 'surprises'; the need was for middle sized houses; there was a need for adapted housing in the village for those with disabilities; renovation of existing houses should be encouraged; alternative materials could be used for houses; and that we should find out if farmers had difficulty attracting labour because of a shortage of affordable housing and whether such labour was currently living in very poor accommodation.

9B CONSERVATION OF BUILDINGS

138 people responded to this question of which 76 (55%) were in favour of including this issue in the Plan. Of the 27 comments raised by them, almost all related to the need to preserve and further enhance the character of the village, and that any alterations must be in keeping with the local architectural and environmental standards. There were some comments that suggested a less restrictive approach should be taken to current needs like energy saving alterations (e.g. double glazing). Further mention was made of the need to repair and maintain properties, especially if they

are listed and particularly when rented properties remain vacant for long periods. There were a couple of suggestions for new listed buildings. Many of the children liked the old buildings but suggested that the telephone box needs repainting, and empty houses should be “sorted out!” One child’s ‘worst day’ would be if the church burnt down.

Of the 62 (45%) that did not feel that this topic should be included in a Plan, their 8 comments indicated that there is already enough planning regulation on this issue at Council level. One further suggestion was that it could be useful for owners of listed properties to share knowledge of suppliers etc; and one comment was against any interference with owners of properties.

9C SUSTAINABILITY OF BUILDINGS

Of the 138 who responded, 53% (73) said that they did want a Plan to include issues of sustainability, and 47% (65) did not want this. Of the 32 comments from those that replied yes, most said that energy saving should be encouraged including through the provision of shared information on suppliers, types of energy saving technology (including for listed buildings), costs, knowledge of grants, planning rules etc. Comments also referred to initiating joint energy saving projects (wind, solar, ground-source, water) on the grounds of both technological and cost efficiencies and the ‘Transition Villages’ movement (eco-village) was mentioned in this context. Of those that replied no, the 4 comments said that this is a decision for individual homeowners.

9D SPECIFIC BUILDINGS

The questionnaire asked whether any aspects of the following publically accessible buildings should be reflected in a Plan²⁴:

1. The Stag

Of the 113 responses to this question, 58% (65) said no and 42% (48) said yes. Of the 28 comments made, almost all agreed it was an important village amenity and that its current appearance (e.g. thatched roof, restricted colours) should be maintained. A couple of comments suggested that the smoking area should be sited at the back. The children were divided – many appreciated the ‘thatched roof’ look but whilst some felt internal alterations had changed the “village pub” feel, others were pleased at its modernisations describing it as “very cool”.

2. The Village Hall

Of the 111 responses, 62% (69) said no it should not be reflected in a Plan and 38% (42) said yes it should. Most of the 18 comments thought it was an important village asset and that it should be maintained to a high standard. The children commented that “it is very clean” and “the hall looks pretty”. Concern was expressed on its’ ‘accessibility’²⁵ and on better lighting in the car park.

²⁴ As the question only asked about the *buildings*, other comments about the nature of the businesses in those buildings have not been summarised here. They are however available to read in the full report (Volume 1). This applies to all five of the buildings listed here. Buildings which are not open to the public, such as The Bury, have not been included in this list.

²⁵ It is not clear whether these comments were referring to accessibility for those with a disability; or to providing activities that would be accessible by residents; or concern about access into the car park.

3. St. Gregory's Church

Of the 112 responses, 62% (69) said that the church should not be included in a Plan, with one comment arguing that this was the responsibility of the Church Commissioners and another saying that it was already covered by 'draconian' rules. 26 comments were submitted by the 38% (42) who said it should feature in a Plan. Almost all of them accepted it was an important historic building in



constant need of repair and modernisation. The churchyard was included in one such comment. Another comment proposed a voluntary tax on residents to contribute to the upkeep of the building. Several comments noted that if the use of the church is extended to other activities, this would require further facilities in the building. Many of the

children liked the Church – commenting on its peacefulness, history and features such as the windows. A few suggested it should be repainted and a couple of others did not want the trees in the churchyard to be cut down.

4. The Retreat House

100 responses were received to this question of which 80% said no. Across the 8 comments, reference was made to the importance of maintaining the condition of both the house and the grounds; to the possible use of Church funds or Church Commissioners funds for these purposes; and that the maintenance of the Retreat House was for the good of the village both directly and because of the varied life that it brought to Offchurch through its visitors. In the survey of services, it was noted that the Retreat House would like to modernise some of its accommodation.

5. The Sports Club

110 responses were received of which 52% (57) said no and 48% (53) said yes. Of the 35 comments made, almost all related to the need for a new club house with some suggesting the Plan could be used to prioritise this and to access grants for it. Some of the comments linked the provision of a new building to making the facilities more openly available to use by villagers. One comment noted that there was already a group engaged in renewing the building; and another said that further funds would be 'throwing good money after bad.'

One comment in Section 13 said that parking is a problem with all of the above buildings. Another noted that there is no disabled access to [all or some of] these public buildings. A further comment suggested that it is important to access maintenance grants in order to look after what we have; and another suggested that all of these buildings had a role to play in the community and to that extent they should be part of the Plan.

9E FURTHER COMMENTS SPECIFIC TO BUILDINGS

Of the 16 comments received, most referred to issues that have already been covered above. The new points were:

- consideration should be given to adapting a building for a shop / cafe
- compulsory purchase should be considered for long-term empty buildings
- there should be a survey to identify good local vernacular architecture with a view to retaining it
- there was a request from the children for more loos in the playground area.

In Section 13 of the questionnaire, where respondents were invited to raise any other issue that had not been covered by the questionnaire, 10 comments were made about Offchurch being a rural area and that this should not change with development²⁶. One person commented that additional focused housing would encourage the sustainability of existing facilities, and possibly make a village shop viable. Finally another comment asked that provision for the worship of God by other denominations should be allowed.

²⁶ This point was also made in relation to question 9a and without further analysis, there is no way to tell if these are 10 additional people or the same 10 people making the point again in Section 13.

SECTION TEN: EMPLOYMENT AND BUSINESS

The 28 businesses that operated out of Offchurch were independently consulted about the Plan (see report in volume 2. This section of the questionnaire was concerned with *householders'* views of local businesses.

10A THE OPERATION OF BUSINESSES IN OFFCHURCH

The single question asked whether householders felt that there was anything that the Plan should address regarding the operation of businesses in Offchurch. 131 people responded: 77 (59%) of them did not think that there was anything and 54 (41%) did think there were issues. Fifty five comments were submitted.

Eleven of the comments were supportive of local businesses but 26 comments were concerned with potentially negative impacts if larger businesses or businesses of a certain type developed. These potentially negative impacts included the general impact on the environment of the village (visual, noise and on the character); expansion into the Green Belt; and increases in overall traffic levels or in HGV traffic. Three specific existing negative impacts that were noted from current businesses were the pollution of a stream with effluent; pollution from burning waste on open fires; and uncontrolled traffic speeds along farm tracks where children lived. On the other hand, a couple of comments noted surprise at the number of businesses that already exist in Offchurch, suggesting that this showed that they have very little adverse impact.

On the positive side there were quite a few comments about using the Plan to find ways to help local businesses, and to help local residents. Suggestions for these included better knowledge of and access to grants for rural businesses; a positive approach to the development of business units on farms; a directory of local businesses; awareness of any specific local labour shortages; and finding a way to link local job vacancies with those seeking work locally including part-time work for young people. The young people appreciated the existing provision of part-time jobs in local businesses. Additionally it was suggested that the Plan should acknowledge the contribution of farming businesses to the village; and that businesses could contribute to local events through sponsorship or participation. One specific suggestion relating to current needs of local businesses that a Plan should address, was an improvement in broadband speeds. In the Business Survey three suggestions were made for ways in which specific help would be appreciated: by helping to police the land so that vandalism and trespass on farms were reduced; a request for better signage to businesses; and increasing the use of local businesses by local residents. Several children raised three particular business opportunities – they would like an ice cream van to come around in summer; they would like to be able to buy sweets in Offchurch, even if only at particular times; and they suggest that a bike hire facility should be available at the Greenway.

SECTION ELEVEN: LOCAL INFORMATION

There were between 134 and 160²⁷ people who responded to each of the 5 different questions on the sources of local information. Question 11b asked for comments on the sources of information listed in question 11a and these comments have therefore been linked to the review of each of the sources of information in each subsection below. There were also some general comments that were not specific to any of the sources of information and these have been included in the summary of the final question.

11A, 11B SOURCES OF LOCAL INFORMATION

1 Offchurch News

This question received the most responses with only 8 of the 160 not looking at the News. The majority rated it very (112) or moderately useful (33). One comment suggested that 'useful' was an inappropriate measure. There were 14 comments made about Offchurch News. There were 7 comments related to content, most being about increasing the diversity of the content with 3 specific requests for contact details of PCC; that times of events should be included more often; and for more news about people. There were 3 comments about delivery issues, with a particular mention that some events are missed because of the lateness. There were two suggestions that the magazine be made available on-line with one suggesting that this could be an option and therefore saving on paper and printing.

2 Notice Boards

Half of the 142 responses to this question indicated that they did not look at the notice boards. However, from those who did look at the notice boards, the majority of responses were that they were moderately (40) or very useful (18). There were no specific comments about the notice boards.

3 Church Pew news

Of the 139 responses to this question, the majority (107) do not look at or receive this newsletter which is delivered through St Gregory's church. However, in terms of usefulness to those that did, only 3 found it not at all useful whilst 30 rated it moderately or very useful.

One specific comment was a request to include all the Feldon group service listing in the newsletter. Another comment was to include information on changes in households, and that others might value such information too (possibly referring to people outside the church community).

4 Village website

Of the 134 responses to this question, the majority (97) did not look at the village website. Of the 31 who did look at the website, 11 found it not very useful, 17 found it moderately useful and 8 found it very useful.

Of the 20 specific comments relating to the website, 7 respondents were not aware that there WAS an Offchurch website, with requests that the web address be more prominently advertised. 8 respondents felt that the website was not dynamic and exciting enough, and was not updated sufficiently regularly, with 1 suggestion that the site be made interactive and others that it could

²⁷ 77%-92% of all returned questionnaires.

carry village news and discussion. Additionally it was suggested that the website could carry sports fixtures and training; and tips on gardening and animal rearing. 4 respondents felt that there should be a dedicated Offchurch website, not one linked to the Warwickshire website²⁸. Another respondent commented that as the website was currently being revised, it was too soon to judge.

11C WELCOME PACK

Of the 149 responses to this question, 103 (69%) thought that a Welcome Pack should be given and 46 (31%) thought it should not. There were 36 comments from the 'Yes' respondents and 8 from the 'No' respondents.

Of the positive comments, suggestions on content ranged from including past copies of Offchurch News; a register of recommended local tradesmen; local maps; recycling and rubbish collection information; a 'who's who' of the village; where to find GPs etc.; a list of clubs, activities, library and church times; how to access the bus; and to accompany the pack with tea and milk. Some of the positive comments were made by newer residents who felt that such a Welcome Pack would have been of great use to them, particularly given the lack of a local shop that could otherwise be a source of such information. There were 4 suggestions that the church could take a role in providing the pack.

Of the 8 negative responses, one respondent felt that the question was a repeat of 8a; 3 respondents felt that new arrivals should ask their neighbours; 1 felt that such a pack could 'scare people off'; another that such packs are only appropriate for holiday camps; and one respondent suggested that instead of a pack, Offchurch News should be given free for 6 months.

11D OTHER ASPECTS OF VILLAGE COMMUNICATION

Of the 173 returned questionnaires, 15 (9%) contained a comment for this question. Suggestions that have not come up in previous comments included delivery of free local papers possibly from the telephone box; linking residents with particular interests together through a Facebook page or email groups; a magazine exchange for children; information about the conservation area; an information pack on Offchurch for Estate Agents; and a plea not to forget farmers (who do not live in the village) in village communications. A few comments implied, and one comment said that they were happy with the levels and types of existing information.

Ideas that were suggested at the children's day were the use of webcams to enable face to face chat where it is too far for them to walk; electronic signage to warn of flooding; and a village map with house names. This latter suggestion has relevance to the welcome pack. The children were also interested in creating a local electronic forum with suggestions for an online community forum or a Facebook group.

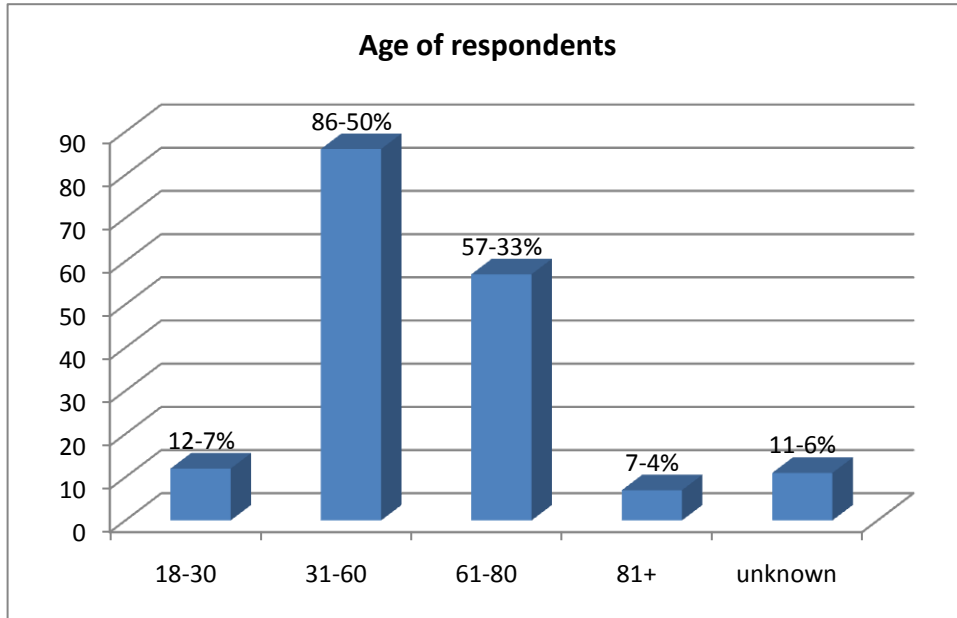
²⁸ This change is in progress now.

SECTION TWELVE: ABOUT YOU - DEMOGRAPHICS

These were the questions on the demographic profile of respondents.

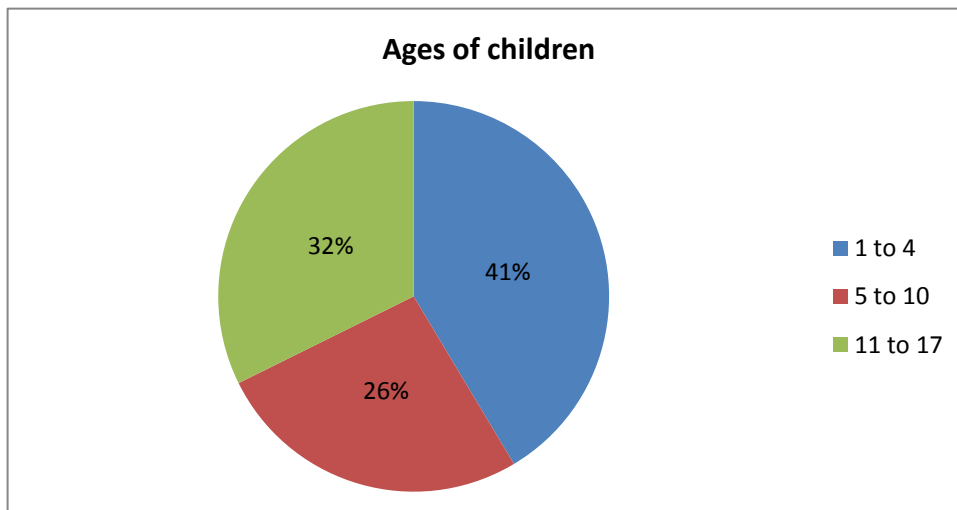
12A AGE

162 (94%) of people responded. 7% of the respondents were between 18 and 30; 53% between 31 and 60; 35% between 61 and 80; and 4% were 81 or older.



12B CHILDREN

Although the questionnaire asked that just one adult in each household should complete this question, it is clear from the results that this was not followed. There is evidence of 'double-counting' of children. Preparations for The Children's Activity day suggested that around 37 lived in the consultation area, and 33 attended. However, 70 children were counted in the questionnaire. In view of this, the chart below only provides the figures for the percentages in each category as an approximation.



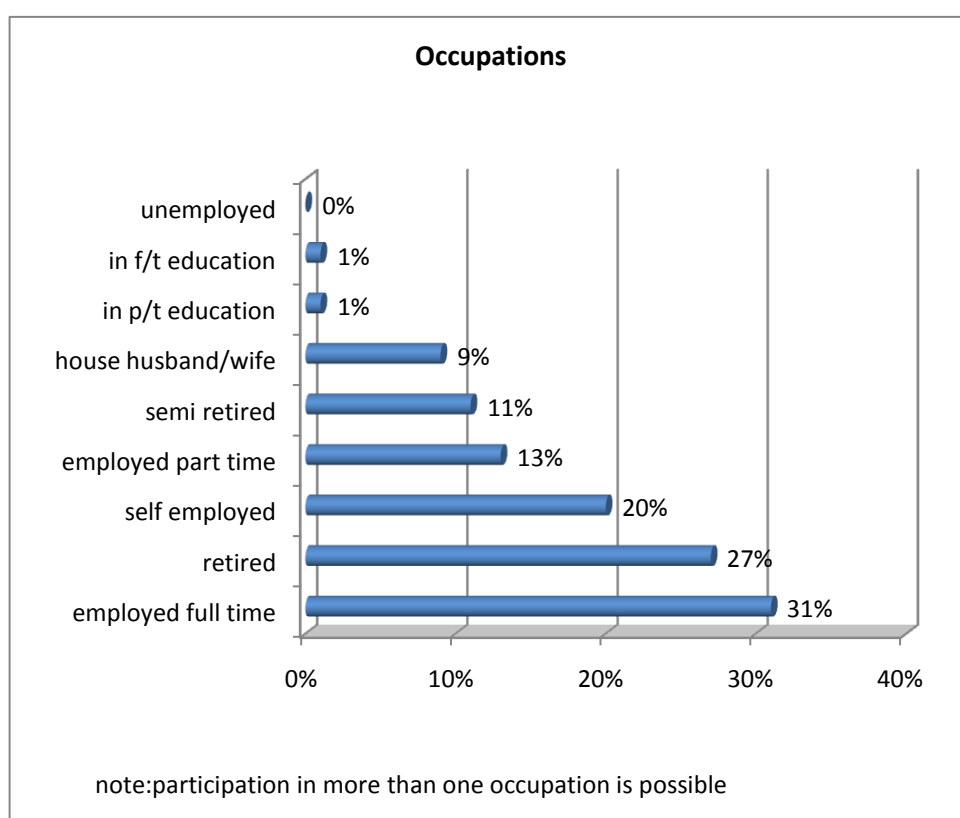
12C – 12F DISABILITY AND CARE

Three adults and 2 children had a registered disability and 3 adults said that they had an unregistered disability with most of them identifying mobility disabilities. 25 comments were submitted on ways to ease the impact of disabilities and the majority of these related to problems of getting around: 7 comments asked for better and more footpaths and pavements; a further 4 asked for the replacement of old styles with 'kissing gates' in accordance with the Disability Discrimination Act and better wheelchair access to the Greenway; 2 noted the impact of fast traffic and icy pavements on those with mobility difficulties; and 4 comments noted that a better bus service would help as would organised lift-sharing. Additional points were related to visiting – hospital, home and particularly for same-age visiting for disabled young people; adapted housing; suggestions that a survey could be undertaken to identify access problems, especially to all of the public buildings in Offchurch; and the availability of a shop/cafe in the village.

Six people said that they were a carer for someone living in Offchurch, making the following comments about support that would be helpful: 'anything available'; sitter and overnight care; and visiting.

12G OCCUPATION

160 people provided their employment status. They were invited to tick all that applied as people may combine several of the categories of occupation.²⁹



²⁹ This is why the numbers in each category add up to more than 160.

In Section 13 of the questionnaire there was one concern that responses to this set of questions would make it possible to identify respondents³⁰; and 2 said that they were not clear how this data would be useful.

³⁰ The questionnaires were delivered in sealed envelopes to the analysts so no one else has seen the individual completed responses.

SECTION THIRTEEN: 'OVER TO YOU' – ANY OTHER ISSUES

This section invited people to raise any other issues that had not been covered earlier in the questionnaire. In all but two cases the comments that were submitted were closely related to earlier questions and they have been integrated into the earlier summaries. The remaining issues are summarised below.

1 THE NEED FOR A PLAN

There were 9 comments on the process of producing a Plan. One comment commended the process and 8 comments questioned the need for a Plan. The key arguments across these comments were that the Parish Councillors were accessible should residents wish to raise any points; that they did not need any guidance in making decisions about Offchurch; that a Plan would mean unwelcome change; and that the costs of undertaking a survey and Plan were therefore unwarranted. An additional suggestion was that a Plan should be concerned with imagining what Offchurch will be like in 5/10 years' time rather than the present focus on identifying current issues/problems.

2 LINKS WITHIN THE AREA

One comment suggested that Offchurch is too small to deliver many services and that instead some issues should be looked at in combination with other areas within a 5 mile radius - but that this would depend on taking a less insular approach to those other areas.

SECTION FOURTEEN: PRIORITIES

The questionnaire asked respondents to identify their five highest priorities out of all of the previous topics. 74% (128) of the returned questionnaires identified their top priority; 65% (113) a second priority; 60% (104) a third; 53% (91) a fourth; and 44% (76) a fifth priority.

In order to gain a clear picture of the priorities between the eleven main sections a score was assigned to each priority – 5 points for a first priority; 4 for a second priority etc. Additionally, the same exercise was carried out within each section, indicating which parts of the Sections were of higher priority. The prioritisation within Sections has been summarised below only where these attracted at least 5% of the weighted responses.³¹

14A FIRST PRIORITY

The overall **section** that was the top priority – by a large margin – was Section 2 on roads, pavements, paths and canal. Within Section 2, **question** 2f (traffic, the road system and road safety) was the top priority, again by a large margin. The second priority question was 2g (pavements); and the third was 2n (buses).

14B SECOND PRIORITY

The **section** that was the second priority was Section 1 on the countryside environment. Within that section, **question** 1a was the top priority by a large margin; and question 1b was the second priority.

14C THIRD PRIORITY

Section 5 General Services was the third priority. Within that Section, **question** 5a (existing services) was the top priority; and 5c (access to shops) the second priority.

14D FOURTH PRIORITY

The fourth priority was **Section** 7 on Entertainment and Sports. Within this section, **question** 7a (facilities) was the top priority; 7c (current activities) the second; and 7e (opportunities for children) the third priority.

14E FIFTH PRIORITY

Section 3 (Community and Personal Safety) was the fifth most commonly prioritised Section. Within that, **questions** 3a (crime), 3e (emergency services response rates), and 3f (emergency plan) were prioritised in that order.

³¹ Note that not everyone identified a specific question within the overall Section that they prioritised. This was not necessary. The information on the priorities *within* each Section can therefore only be indicative. At the next stage of developing the Plan it will be important to refer to the detailed comments provided by recipients within their responses and summarised in earlier parts of this volume.

CONCLUSION

The above summary only reflects the number of people selecting particular priorities (quantitative data). It does not reflect the *qualitative* data – e.g. the fact that some issues, whilst only prioritised by the small number of people directly affected, may be so significant that it could be appropriate to include them in the selection of topics for the Plan.³² Additionally, it does not reflect the children's data.

³² An example might be access to the Greenway path. Whilst there are only a few respondents with disabilities who are prevented from using the path, and therefore only a few who have raised this as a priority, the significance of enabling people with disabilities the chance to access the countryside might suggest that this issue should have a higher priority than is reflected in the numbers of people who 'voted' on this.

SECTION FIFTEEN: METHODOLOGY

This is a summary of the stages and processes involved in the setting up of the household questionnaire; its distribution and completion; and the analysis and reporting of the results.

15A DEVISING THE QUESTIONNAIRE

The stages that were followed included:

- The sub-group set out a list of topics based on reading other local plans; Parish Councillor knowledge of local concerns; and (where available), group expertise on particular issues.
- This list of topics was presented to the main group and their written and verbal comments were included
- The draft questionnaire was written and revised with the assistance of a weekend consultation in the village; advice from the Warwickshire Rural Community Council (WRCC); and its use in a pilot stage.

15B DISTRIBUTION AND COMPLETION OF THE QUESTIONNAIRE

The questionnaire was distributed and collected by a large team, following a protocol. Two attempts were made to speak to individuals directly before the questionnaire was left. In order to retain confidentiality, assistance to complete the questionnaire was offered through an independent contact³³. Questionnaires were collected in sealed envelopes that were delivered directly to an independent analyst and no one else has had or will have access to individual responses.

The distribution area had been divided into sectors, identified by an alphabetic letter. This was done on a geographic basis in order to allow for later analysis by area. Following the census standard, each area contained at least 10 households and areas were amalgamated to retain this standard when the questionnaires were returned.

The questionnaire was offered to everyone (18 years and over) known to be residing in Offchurch civil parish or a voter in Offchurch, and to a wider area identified in the weekend consultation. 220 copies were distributed – 189 within the civil parish and 31 in the wider area. 173 completed questionnaires were returned. The overall return rate was 79% and this also applies within the civil parish. Two questionnaires were returned blank - these were not counted as valid returns and not included in the total above.³⁴

15C ANALYSIS OF RESPONSES

An independent consultant undertook all of the analysis. This involved calculating the numbers of responses and the direct transcription and coding of over 3,200 comments. A report on the data of around 200 pages was provided – to be known as Volume 1.

In addition to the above data, 4 other consultations were undertaken alongside the householders' questionnaire: the Offchurch business questionnaire; the Children's Consultation Day; the community group questionnaire; and the initial review of public and other services and their plans

³³ Although there were a couple of comments that a question could not be understood, no one approached the independent contact.

³⁴ There is some indication that returns from rented property were proportionately lower.

for Offchurch. The combined reports on these consultations will be referred to as Volume 2. This volume also explains the methods used to obtain the information in the respective reports.

15D SUMMARY

All of the above data, from both Volume 1 and 2, was used by the steering group to produce this **draft** summary (Volume 3). Every section in this summary was cross-checked by another person, and both volumes of data and the summary will be sent to the WRCC to validate their content. When this has been done the summary will be produced in its final form.

15E DISTRIBUTION OF RESULTS

The two data reports (Volumes 1 and 2) are accessible online and a limited number of hard copies are available for loan. The draft summary of the above data (Volume 3) is similarly available online and a number of hard copies have been provided. A loan copy has also been placed in the village magazine exchange (the old telephone box). The final edition of the summary will be circulated and accessible online once it has been validated by the WRCC.

APPENDIX ONE: COMPARISON ACROSS RESPONSES

The analyst was requested to show how people responded to some questions against how they responded to others³⁵. This was done for 31 cases – the first 15 compared responses across the different areas of Offchurch; the next 12 compared how different age groups responded; and the last four compared responses between people who did or did not have children living in the family.

These comparisons have been undertaken as it can be helpful to see if a particular issue clearly relates in the main to one area, or age group, or to those with children. This can help to define a possible solution more clearly. The results of these comparisons have been integrated into the summaries earlier in this document but in this appendix we have brought them all together, also showing a summary of the data.

A1 AREA COMPARED TO CONCERN WITH LOCAL POLLUTION [Q1A.1]

There is local variation with some areas (F and H) having twice as many concerned with local pollution as other areas (K), and area E having almost no concern.

area	no %	yes %
A	80	20
E	92	8
F	67	33
H	165	35
I	74	26
J	74	26
K	83	17

A2 AREA COMPARED TO CONCERN WITH NOISE POLLUTION [Q1A.3]

Areas H, F and J have the highest % concerns for noise pollution. Significantly, area E has the lowest % concern for all pollutions including noise.

area	no %	yes %
A	75	25
E	92	8
F	55	45
H	47	53
I	82	18
J	56	44
K	65	35

³⁵ These comparisons are called cross-tabulations.

A3 AREA COMPARED TO PROBLEMS WITH OWN PARKING [Q2B]

In area K one in five respondents has problems parking their own vehicle.

area	no %	yes %
A	95	5
E	100	0
F	87	13
H	86	14
I	100	0
J	88	12
K	79	21

A4 AREA COMPARED TO PROBLEMS WITH OTHER PEOPLE'S PARKING [Q2C]

Nearly half of respondents report problems with other people's parking in areas E and K but no significant problems are evident elsewhere.

area	no %	yes %
A	86	14
E	54	46
F	87	13
H	77	23
I	82	18
J	70	30
K	57	43

A5 AREA COMPARED TO CONCERN WITH VOLUME OF TRAFFIC [Q2F.2]

In every area at least a quarter of people have problems with the volume of traffic. This rises to over half in area J.

area	no %	yes %
A	70	30
E	75	25
F	53	47
H	50	50
I	65	35
J	36	64
K	67	33

A6 AREA COMPARED TO CONCERN WITH SPEED OF TRAFFIC [Q2F.3]

Throughout Offchurch over 65% of people have problems with the speed of traffic. This increases to 100% in area J.

area	no %	yes %
A	32	68
E	29	71
F	35	65
H	27	73
I	22	78
J	0	100
K	29	71

A7 AREA COMPARED TO CONCERN WITH BURGLARY / THEFT [Q3A.1]

Area I stands out as the only area that seems to feel relatively safe from burglary. Areas E and J felt the least safe.

area	no, not at all concerned %	no, not much concerned %	no strong view %	yes quite concerned %	yes, very concerned %
A	14	10	19	38	19
E	12	8	15	54	12
F	10	15	25	40	10
H	15	15	20	30	20
I	19	38	24	14	5
J	12	19	12	50	8
K	21	21	25	33	0

A8 AREA COMPARED TO CONCERN WITH DANGEROUS DRIVING [Q3A.3]

The most common response in all areas was that they were 'quite concerned' with dangerous driving. Areas H and J showed the most concern and K the least.

area	no, not at all concerned %	no, not much concerned %	no strong view %	yes quite concerned %	yes, very concerned %
A	15	20	15	40	10
E	27	12	15	27	19
F	16	16	11	42	16
H	11	5	11	37	37
I	13	9	13	39	26
J	0	7	4	59	30
K	32	14	0	41	14

A9 AREA COMPARED TO CONCERN WITH VEHICLE THEFT / BREAK-IN [Q3A.4]

The distribution across all categories and across all areas is relatively even but with greater concern in area K and least concern in areas I and J.

area	no, not at all concerned %	no, not much concerned %	no strong view %	yes quite concerned %	yes, very concerned %
A	19	19	19	29	14
E	19	12	23	38	8
F	18	24	12	41	6
H	20	25	15	20	20
I	30	17	26	17	9
J	12	38	12	35	4
K	25	13	13	46	4

A10 AREA COMPARED TO CONCERN WITH LITTER [Q3A.7]

There is some concern in all areas but almost half are concerned in area I.

area	no, not at all concerned %	no, not much concerned %	no strong view %	yes quite concerned %	yes, very concerned %
A	30	20	20	10	20
E	42	15	8	31	4
F	26	21	21	16	16
H	22	22	17	28	11
I	23	18	14	41	5
J	13	50	13	17	8
K	40	10	15	20	15

A11 AREA COMPARED TO AFFECTED BY CRIME [Q3B]

The area most affected by crime seems to be area E (56%) and the one least affected is area J (15%). In the other areas between 25% and 48% have been affected by crime.

area	no %	yes %
A	52	48
E	44	56
F	59	41
H	75	25
I	70	30
J	85	15
K	67	33

A12 AREA COMPARED TO SATISFACTION WITH EMERGENCY SERVICE RESPONSE [Q3E]

There is quite a sharp distinction here between the area most satisfied with the emergency responses (89% in area I) and the area least satisfied (67% in area K). However small numbers were involved.

area	no %	yes %
A	33	67
E	30	70
F	44	56
H	38	63
I	11	89
J	33	67
K	67	33

A13 AREA COMPARED TO NEED FOR IMPROVED BROADBAND SERVICE [Q5A.2]

At least 1 in 3 people in all areas have a problem with broadband speeds but the problem seems to be most significant in areas F and H for around 80% of people, and speeds seem best in area K.

area	no %	yes %
A	45	55
E	56	44
F	19	81
H	21	79
I	50	50
J	27	73
K	65	35

A14 AREA COMPARED TO IMPACT / NEEDS OF VISITORS [Q8B]

Over two thirds of respondents in area F felt that it would be appropriate for a plan to respond to the needs or impacts of visitors. Area A felt the least need to do so.

area	no %	yes %
A	67	33
E	63	38
F	33	67
H	44	56
I	50	50
J	59	41
K	65	35

A15A AREA COMPARED TO USE OF NOTICE BOARDS [Q11A.2]

There is huge variation in the use of notice boards from 94% who do not look at them (area H) to 86% who do (area K).

area	I don't look at it %	I do look at it %
A	69	31
E	40	60
F	73	27
H	94	6
I	71	29
J	36	64
K	14	86

A15B AREA COMPARED TO USEFULNESS OF NOTICE BOARDS [Q11A.2]

Except in the case of area K, there is no direct correlation between increasing numbers who look at the boards and increasing usefulness. Most people who do use the boards find them moderately useful.

area	It is not very useful %	It is moderately useful %	It is very useful %
A	0	83	17
E	12	71	18
F	0	67	33
H	0	100	0
I	33	50	17
J	6	65	29
K	24	35	41

A16 AGE COMPARED TO CONCERN FOR ROAD SAFETY [Q2F.5]

- The age groupings discussed in the cross-tabulations below were chosen to broadly reflect the socio-economic groups of 'young family', 'middle age', 'retirement' and 'old age'. The categories are not of similar size either in terms of the sample of respondents or in terms of the number of years reflected in each category. More nuanced work on the data would require a statistical correction to reflect these inequalities but that has not been undertaken in the broad comments below.
- In all four of the questions regarding road safety and pavements, concern always increases with age.
- The most evident pattern in relation to cross-tabulation A16 is that there is increasing concern that a Plan should address road safety as respondents come from older age categories. However, even amongst the youngest age group, 50% are also concerned.

age	no %	yes %
18-30	50	50
31-60	44	56
61-80	36	64
81+	33	67

A17 AGE COMPARED TO CONCERN FOR LOCATION OF PAVEMENTS [Q2G.1]

A similar, very clear pattern is evident with regard to the concern for the location of pavements – doubling from 40% amongst the youngest age category to 80% for the oldest age category.

age	no %	yes %
18-30	60	40
31-60	54	46
61-80	42	58
81+	20	80

A18 AGE COMPARED TO CONCERN FOR MAINTENANCE OF PAVEMENTS [Q2G.3]

The same general pattern is shown in relation to the maintenance of pavements. Concerns increase with age but with a larger variation – from 10% amongst the 18-30 group to 100% amongst the 81+ group. This is clearly a very significant issue for older people.

age	no %	yes %
18-30	90	10
31-60	62	38
61-80	48	52
81+	0	100

A19 AGE COMPARED TO CONCERN FOR ANY ASPECT OF FOOTPATHS [Q2J]

The above pattern is replicated - concern about footpaths increases with age.

age	no %	yes %
18-30	82	18
31-60	69	31
61-80	52	48
81+	20	80

A20 AGE COMPARED TO INTEREST IN USING BUSES [Q2N]

The interest in using a bus service is highest amongst the 18-30 and 81+ age groups where 82% and 83% respectively responded either 'yes' or 'maybe'. Two thirds of the other age groups responded similarly.

age	No %	Maybe %	Yes %
18-30	18	27	55
31-60	39	32	29
61-80	38	29	33
81+	17	50	33

A21 AGE COMPARED TO INTEREST IN MORE LEISURE COURSES [Q6.1]

Aside from the 81+ group in which 100% do not want more courses, around 40% in all the other age groups would like more courses.

age	no %	yes %
18-30	57	43
31-60	58	42
61-80	59	41
81+	100	0

A22 AGE COMPARED TO CONCERN FOR BURGLARY / THEFT [Q3A.1]

There seems to be no clear pattern between the age groups and their concern for burglary/ theft.

age	no, not at all concerned %	no, not much concerned %	no strong view %	yes quite concerned %	yes, very concerned %
18-30	27	18	18	36	0
31-60	14	14	19	40	12
61-80	12	27	16	35	10
81+	29	0	29	29	14

A23 AGE COMPARED TO SATISFACTION REGARDING ACCESS TO DENTISTS [Q4A.4]

In all age groups over three quarters were satisfied or had no views. The main discriminatory pattern is that older age groups seem to be more satisfied with their access to dentists, and between 10% and 14% of all ages under 80 are not really or not at all satisfied with their access to dentists.

age	not at all satisfied %	not really satisfied %	no strong view %	mostly satisfied %	yes, entirely satisfied %
18-30	0	11	56	22	11
31-60	6	8	10	44	32
61-80	4	6	8	35	47
81+	0	0	0	33	67

A24 AGE COMPARED TO WOULD LIKE IMPROVED ACCESS TO LOCAL SHOPS [Q5C]

The 81+ age group is the main one that would seem to want better access to local shops (60%), followed by the 18-30 age group in which 45% want better access.

age	no %	yes %
18-30	55	45
31-60	67	33
61-80	65	35
81+	40	60

A25 AGE COMPARED TO PLAN TO ENCOURAGE GREATER USE OF SPORTS CLUB [Q7A.3]

From a half to three quarters of all age groups want to encourage better use of the Sports Club, particularly the 31-60 group (75%).

age	no %	yes %
18-30	38	63
31-60	25	75
61-80	29	71
81+	50	50

A26 AGE COMPARED TO WOULD LIKE MORE LEISURE OPPORTUNITIES [Q7D]

The age group who had the highest wish for more leisure opportunities in the village were the 31-60 group (36%). Comparing this response to the cross tabulation above (A25) this could suggest that the 31-60 age group do clearly want more leisure opportunities but of a particular kind – active/ sports.

age	no %	yes %
18-30	88	13
31-60	64	36
61-80	82	18
81+	83	17

A27 AGE COMPARED TO IMPORTANCE OF INVOLVEMENT [Q8E]

Involvement was important to over half of all age groups but particularly to the youngest age group (18-30) – 64%.

age	no, not at all important to me %	not very important to me %	no strong views %	quite important to me %	yes, very important to me %
18-30	9	9	18	55	9
31-60	5	12	24	45	13
61-80	6	11	30	30	24
81+	0	43	0	14	43

A28 CHILDREN IN FAMILY COMPARED TO CONCERN FOR ROAD SAFETY [Q2F.5]

There is a small increase in concern about road safety amongst those who do have children in the family against those who do not.

have children	no concern %	concerned %
no children	44	56
children	33	67

A29 CHILDREN IN FAMILY COMPARED TO LOCATION OF EXISTING PAVEMENTS [Q2G.1]

There is a somewhat larger increase in concern about the location of pavements amongst those who do have children in the family (64%) compared to 48% amongst those with no children.

have children	no concern %	concerned %
no children	52	48
children	36	64

A30 CHILDREN IN FAMILY COMPARED TO IMPROVE RUBBISH COLLECTION [Q5A.7]

Having children in the family seems to have no bearing on a concern to improve the rubbish collection. We have not attempted to determine the responses of the families who require nappy collection.

have children	no concern %	need improvements %
no children	69	31
children	64	36

A31 CHILDREN IN FAMILY COMPARED TO IMPROVE ACCESS TO SHOPS [Q5C]

Having children in the family seems to have no bearing on a wish to improve access to shops.

have children	no %	yes %
no children	63	37
children	58	42
